

# 18<sup>TH</sup> ANNUAL REPORT 2018-19



### BOARD OF DIRECTORS

Shri Lalit Jalan	Chairperson
Shri Surinder Singh Kohli	Independent Director
Shri Ajit Keshav Ranade	Independent Director
Shri Anjani Kumar Sharma	Independent Director
Ms. Ryna Zaiwalla Karani	Independent Director
Shri Virendra Singh Verma	Director
Shri Punit Narendra Garg	Additional Director
Shri Suresh M. Rangachar	Additional Director

### CHIEF EXECUTIVE OFFICER

Shri Amal Sinha

### CHIEF FINANCIAL OFFICER

Shri Amarjeet Singh

### COMPANY SECRETARY

Shri Pankaj Tandon

### AUDIT COMMITTEE

Shri Surinder Singh Kohli	Chairperson
Shri Anjani Kumar Sharma	Member
Ms. Ryna Zaiwalla Karani	Member
Shri Punit Narendra Garg	Member

### NOMINATION & REMUNERATION COMMITTEE

Shri Surinder Singh Kohli	Chairperson
Shri Anjani Kumar Sharma	Member
Shri Punit Narendra Garg	Member

### CORPORATE SOCIAL RESPONSIBILITY COMMITTEE

Shri Ajit Keshav Ranade	Chairperson
Shri Surinder Singh Kohli	Member
Shri Punit Narendra Garg	Member

### BANKERS & FINANCIAL INSTITUTIONS

Axis Bank Limited  
Bank of Baroda  
Power Finance Corporation Limited  
Punjab National Bank  
State Bank of India

### AUDITORS

M/s Haribhakti & Co., LLP  
3rd Floor, 52-B,  
Okhla Industrial Area, Phase III,  
New Delhi-110020

### REGISTRAR & SHARE TRANSFER AGENT

Alankit Assignments Limited  
205-208, Anarkali Complex,  
Jhandewalan Extension, New Delhi -110 055  
Phone: +91-11- 42541234  
Fax:+91-11-42541201  
Website: www.alankit.com

### REGISTERED OFFICE

BSES Bhawan,  
Nehru Place, New Delhi -110019  
Tel: 011-39997192, Fax: 011-39997888  
Website: www.bsedelhi.com  
CIN: U40109DL2001PLC111527

### INDEX

Item No.	Particular	Page No.
1	Notice	2
2	Board's Report	10
3	Independent Auditor's Report	70
4	Balance Sheet	80
5	Statement of Profit & Loss	81
6	Cash Flow Statement	82
7	Notes to financial statements	85
8	Proxy Form	133
9	Route map	135

**Registered Office:**

BSES Bhawan

Nehru Place, New Delhi -110019

Tel: 011-39997192, Fax: 011-39997888

Website: www.bsedelhi.com

CIN: U40109DL2001PLC111527

GST: 07AAGCS3187H2Z3

**NOTICE OF 18<sup>TH</sup> ANNUAL GENERAL MEETING**

NOTICE is hereby given that the 18<sup>th</sup> Annual General Meeting of BSES Rajdhani Power Limited will be held on Monday, 26<sup>th</sup> day of August, 2019 at 12:30 P.M. at Conference Hall, 2<sup>nd</sup> Floor, BSES Bhawan, Nehru Place, New Delhi-110019, for transacting the following business:-

**ORDINARY BUSINESS:**

- 18.1** To receive, consider and adopt the Audited Statement of Profit and Loss for the financial year ended March 31, 2019 and the Balance Sheet as on that date and reports of the Board of Directors and Auditors thereon.
- 18.2** To appoint a Director in place of Shri Virendra Singh Verma (DIN 07843461), who retires by rotation at this Annual General Meeting and being eligible, offers himself for re-appointment.

**SPECIAL BUSINESS:**

- 18.3 To ratify the remuneration payable to M/s Jitender, Navneet & Co., appointed as Cost Auditors of the company for the Financial year 2019-20.**

To consider, and if thought fit, to pass the following resolution as an **Ordinary Resolution**:

**“RESOLVED THAT** pursuant to the provisions of Section 148 and all other applicable provisions, if any, of the Companies Act, 2013 and the Companies (Audit and Auditors) Rules, 2014, M/s Jitender, Navneet & Co., Cost Accountants (Firm Registration No. 000119), appointed as Cost Auditors by the Board of Directors to audit the cost records of the Company for the Financial Year 2019-20, be paid a remuneration of Rs.3,15,000/- (Rupees Three Lakh Fifteen Thousand Only) plus out of pocket expenses of Rs.25,000/- (Rupees Twenty Five Thousand Only) plus Goods and Services Tax (GST), as applicable for the Financial Year 2019-20.

**RESOLVED FURTHER THAT** the Board of Directors of the Company be and is hereby authorised to do all such acts, deeds and things as may be required to give effect to the aforesaid resolution.”

**18.4 To appoint Shri Surinder Singh Kohli as an Independent Director of the company.**

To consider and, if thought fit, to pass the following resolution, with or without modification(s), as a **Special Resolution**:

**"RESOLVED THAT** pursuant to the provisions of Sections 149 and Section 152 read with schedule IV and all applicable provisions of Companies Act, 2013 and the Companies (Appointment and Qualification of Directors) Rules, 2014, Shri Surinder Singh Kohli (DIN 00169907) who was appointed as an Additional Director in the capacity of Independent Director on the Board of the Company w.e.f. January 30, 2019 for the second term to hold office upto the date of this Annual General Meeting and in respect of whom the Company has received a notice in writing under Section 160 of the Companies Act, 2013 from a member proposing his candidature for the office of Independent Director and who has submitted a declaration that he meets the criteria for independence as provided in Section 149(6) of the Companies Act, 2013, be and is hereby appointed as an Independent Director of the Company to hold office for five consecutive years from the date of 18<sup>th</sup> Annual General Meeting for a term upto the conclusion of 23<sup>rd</sup> Annual General Meeting of the Company.

**RESOLVED FURTHER THAT** Chief Executive Officer and Company Secretary of the Company be and are hereby authorized severally to file the necessary form(s), in relation to the appointment of Shri Surinder Singh Kohli as an Independent Director, with the Registrar of Companies, NCT of Delhi and Haryana, to do all such acts, deeds and things as may be necessary, expedient and desirable for the purpose of giving effect to this resolution."

**18.5 To appoint Shri Suresh Madihally Rangachar as a Director of the Company.**

To consider and, if thought fit, to pass the following resolution, with or without modification(s), as an **Ordinary Resolution**:

**"RESOLVED THAT** Shri Suresh Madihally Rangachar (DIN 00020887), who was appointed as an Additional Director of the Company w.e.f. 10.04.2019 by the Board of Directors of the Company pursuant to Section 161(1) of the Companies Act, 2013 and the Articles of Association of the Company and who holds office upto the date of this Annual General Meeting and in respect of whom the Company has received a notice in writing under Section 160 of the Companies Act, 2013 from a member proposing his candidature for the office of Director, be and is hereby appointed as a Director of the Company, liable to retire by rotation.

**RESOLVED FURTHER THAT** the Board of Directors of the Company be and is hereby authorised to do all acts and take all such steps as may be necessary, proper or expedient to give effect to this resolution."

**18.6 To appoint Shri Punit Narendra Garg as a Director of the Company.**

To consider, and if thought fit, to pass the following resolution, with or without modification(s), as an **Ordinary Resolution**:

**“RESOLVED THAT** Shri Punit Narendra Garg (DIN 00004407), who was appointed as an Additional Director of the Company w.e.f. 10.04.2019 by the Board of Directors of the Company pursuant to Section 161(1) of the Companies Act, 2013 and the Articles of Association of the Company and who holds office upto the date of this Annual General Meeting and in respect of whom the Company has received a notice in writing under Section 160 of the Companies Act, 2013 from a member proposing his candidature for the office of Director, be and is hereby appointed as a Director of the Company, liable to retire by rotation.

**RESOLVED FURTHER THAT** the Board of Directors of the Company be and is hereby authorised to do all acts and take all such steps as may be necessary, proper or expedient to give effect to this resolution.”

By the order of the Board  
For **BSES Rajdhani Power Limited**



**Pankaj Tandon**  
Company Secretary

Place: New Delhi

Date: April 30, 2019

**NOTES:**

- (1) Information in respect of the Directors of the Company seeking re-appointment/ appointment as set out in Item no. 18.3 to 18.6 of the notice at this Annual General Meeting is annexed hereto as **Annexure “A”**.
- (2) **A MEMBER ENTITLED TO ATTEND AND VOTE AT THE MEETING IS ENTITLED TO APPOINT A PROXY TO ATTEND AND VOTE INSTEAD OF HIMSELF AND THE PROXY NEED NOT BE A MEMBER. PROXIES IN ORDER TO BE EFFECTIVE SHOULD BE DULY FILLED, STAMPED, SIGNED AND COMPLETED AND MUST BE DEPOSITED AT THE REGISTERED OFFICE OF THE COMPANY NOT LESS THAN 48 HOURS BEFORE THE COMMENCEMENT OF THE MEETING.**

**An instrument of Proxy shall be valid only if it is properly stamped as per the applicable law. Undated proxies and proxies which do not state the name of Proxy shall be considered invalid.**

**Members are requested to note that a person can act as a proxy on behalf of members not exceeding 50 and holding in the aggregate not more than 10% of the total share capital of the Company carrying voting rights. In case a proxy is proposed to be appointed by a member holding more than 10% of the total share capital of the Company carrying voting rights, then such proxy shall not act as a proxy for any other person or shareholder.**

- (3) During the period beginning 24 hours before the time fixed for the commencement of meeting and ending with the conclusion of the meeting, a Member would be entitled to inspect the proxies lodged at any time during the business hours of the Company.
- (4) The Explanatory Statement pursuant to Section 102 of the Companies Act, 2013 relating to special business to be transacted at the meeting is annexed herewith.
- (5) Corporate members intending to send their authorised representatives to attend the meeting are requested to send to the Company, a certified true copy of the Board Resolution authorising their representative to attend and vote on their behalf at the meeting.
- (6) The relevant documents/records are available for inspection by the shareholders at the Registered Office of the Company at any time during the working hours till the date of Annual General Meeting.
- (7) The Notice of the Annual General Meeting along with the Annual Report 2018-19 is being sent by electronic mode to Members entitled to receive such e-mail as per records of the Company or as provided by the depository.
- (8) Members who have not registered their e-mail addresses so far are requested to register their e-mail addresses for receiving all communication including Annual Report, Notices, Circulars etc. from the Company electronically.
- (9) Members are requested to bring their copy of Annual Report with them at the Annual General Meeting.
- (10) Proxy Form and Route-map to the venue of the Meeting are provided at the end of the Annual Report.
- (11) Members desiring any information with regard to Accounts/Reports are requested to submit their queries addressed to the Director(s) or Company Secretary at least 7 days in advance of the meeting so that the information called for can be made available at the meeting.

**EXPLANATORY STATEMENT IN TERMS OF SECTION 102 OF THE COMPANIES ACT, 2013**

**SPECIAL BUSINESS**

As required under Section 102 of the Companies Act, 2013, the following Explanatory Statement sets out all material facts relating to the business mentioned under item no. 18.3-18.6 in the accompanying Notice.

**Item No. 18.3**

The Board of Directors of the Company, on recommendation of the Audit Committee, at its adjourned meeting held on April 30, 2019, considered and approved the re-appointment of M/s Jitender, Navneet & Co., Cost Accountants, as Cost Auditors to conduct audit of Cost Records maintained by the Company for the Financial Year 2019-20 at a remuneration of Rs.3,15,000/- (Rupees Three Lakh Fifteen Thousand Only) plus out of pocket expenses of Rs.25,000/- (Rupees Twenty Five Thousand Only) plus GST, as applicable.

Accordingly, consent of the members is sought for ratification of the remuneration of M/s Jitender, Navneet & Co., Cost Accountants as set out at Item No. 18.3 of the Notice.

None of the Directors or Key Managerial Personnel or their relatives, are concerned or interested, financially or otherwise, in this Resolution set out at Item No. 18.3 of the Notice.

The Board recommends the Resolution for the approval of Members as an Ordinary Resolution.

**Item No. 18.4**

Shri Surinder Singh Kohli was appointed as an Additional Director in the capacity of Independent Director on the Board of the Company w.e.f. January 30, 2019 for the second term to hold office upto the date of this Annual General Meeting and is eligible for appointment as Director as provided under the Act. The Company has received notice under Section 160 of the Companies Act, 2013 from a member signifying his intention to propose the candidature of Shri Surinder Singh Kohli as an Independent Director of the Company. The Board of Directors considers it in the interest of the Company to appoint Shri Surinder Singh Kohli as an Independent Director.

The details of Shri Surinder Singh Kohli are given in **Annexure "A"**.

Except Shri Surinder Singh Kohli, none of the Directors / Key Managerial Personnel of the Company / their relatives is in any way, concerned or interested, financially or otherwise, in the resolution set out at Item No. 18.4 of the Notice.

The Board recommends the Resolution for approval of the members as a Special Resolution.

**Item No. 18.5**

Shri Suresh Madihally Rangachar, nominee director of Reliance Infrastructure Limited was appointed as an Additional Director of the Company w.e.f. 10.04.2019 who holds office up to the date of this Annual General Meeting and is eligible for appointment as Director as provided under the Act. The Company has received notice under Section 160 of the Companies Act, 2013 from a member signifying his intention to propose the candidature of Shri Suresh Madihally Rangachar for the office of Director. The Board of Directors considers it in the interest of the Company to appoint Shri Suresh Madihally Rangachar as a Director.

The details of Shri Suresh Madihally Rangachar are given in **Annexure “A”**.

Except Suresh Madihally Rangachar none of the Directors / Key Managerial Personnel of the Company / their relatives is in any way, concerned or interested, financially or otherwise, in the resolution set out at Item No. 18.5 of the Notice.

The Board recommends the Resolution for approval of the members as an Ordinary Resolution.

**Item No. 18.6**

Shri Punit Narendra Garg, nominee director of Reliance Infrastructure Limited was appointed as an Additional Director of the Company w.e.f. 10.04.2019 who holds office up to the date of this Annual General Meeting and is eligible for appointment as Director as provided under the Act. The Company has received notice under Section 160 of the Companies Act, 2013 from a member signifying his intention to propose the candidature of Shri Punit Narendra Garg for the office of Director. The Board of Directors considers it in the interest of the Company to appoint Shri Punit Narendra Garg as a Director.

The details of Shri Punit Narendra Garg are given in **Annexure “A”**.

Except Punit Narendra Garg none of the Directors / Key Managerial Personnel of the Company / their relatives is in any way, concerned or interested, financially or otherwise, in the resolution set out at Item No. 18.6 of the Notice.

The Board recommends the Resolution for approval of the members as an Ordinary Resolution.

By the order of the Board  
For **BSES Rajdhani Power Limited**



**Pankaj Tandon**  
Company Secretary

Place: New Delhi  
Date: April 30, 2019



**DETAILS OF DIRECTORS SEEKING REAPPOINTMENT/ APPOINTMENT AT THE 18<sup>TH</sup> ANNUAL GENERAL MEETING**

Particulars	Shri Virendra Singh Verma	Shri Surinder Singh Kohli	Shri Suresh Madihally Rangachar	Shri Punit Narendra Garg
DIN	07843461	00169907	00020887	00004407
Date of Birth	02/01/1950	10/04/1945	14/05/1964	26/01/1965
Date of appointment on the Board	20/07/2017	30/01/2019	10/04/2019	10/04/2019
Qualifications	B.Sc. (Agra University), B.E. (Mech) Hons. (IIT Roorkee) M.E. (Mech) (App. Thermo Sc.) Hons, (IIT Roorkee) FIE (INDIA)	BSC Mechanical Engineering C.A.I.I.B	Master's degree in Computer Science	Bachelors Degree in Engineering
Experience	An Ex-Chairman of CERC having 44 Years of Professional Experience in Power Sector Administration & Management, Electricity Regulation, Generation, Transmission & Distribution, Design & Engineering of Thermal & Hydro power stations, Energy Efficiency, Grid Operation, Training, Human Resource Management, Electricity Policy & Plans and CEA Regulations, Techno-Economics, optimization studies etc. and has worked in different capacities in the various organizations such as Central Electricity Regulatory Commission (CERC), Central Electricity Authority (CEA), Bureau of Energy Efficiency (BEE) & Regional	He was the Chairman and Managing Director of India Infrastructure Finance Company Limited (IIFCL), a wholly owned company of the Government of India, engaged in promotion and development of infrastructure till April 2010. Under his leadership, IIFCL commenced its operations and carved a niche for itself in financing infrastructure projects. The support of IIFCL helped in speedy achievement of financial closure of infrastructure projects in sectors like highways, airports, seaports, power, etc. IIFCL was conferred with the "Most Admired Infrastructure Financier 2010" by KPMG-Infrastructure Today. Shri Kohli has long experience as a banker,	He has over 26 years experience of which 13 years is with Reliance Communications Limited. He has varied experience in the field of Strategy, Deployment and Operations of Technology in Network and Information Technology. Prior to joining with Reliance group, he was associated with companies like Mantra Communications, IGT, and Hughes Network Systems.	He has a rich experience of over 33 years in telecom and IT sectors. He is associated with Reliance Infrastructure Group (Reliance Group) over the past 18 years and has held various senior leadership positions including as CEO of Global Enterprise Business. He has led the Reliance Group in various acquisitions including FLAG Telecom, VANCO, YIPES and successfully integrated these businesses.

	Electricity Board (now Regional Power Committee).	spanning over 40 years having held positions of Chairman and Managing Director of Punjab and Sind Bank, Small Industries Development Bank of India (SIDBI) and Punjab National Bank (PNB).		
Terms and Conditions of appointment/reappointment along with remuneration details of remuneration and last drawn remuneration, if applicable	Non Executive Director No Remuneration	Independent Director No Remuneration	Non Executive Director No Remuneration	Non Executive Director No Remuneration
Shareholding in the Company	Nil	Nil	Nil	Nil
Relationships with the Other Directors, manager and other KMP(s)	None	None	None	None
No. of Meetings attended and other Directorships, Memberships, Chairmanship of Committees of the Board	<b>Number of Board Meetings Attended : Four (4) Directorships</b> 1. BSES Yamuna Power Limited 2. Bhandar Power Limited 3. India Rural Energy And Power Private Limited 4. South Asian Energy Exchange Limited 5. Essar Power Transmission Company Limited	<b>Number of Board Meetings Attended : One (1) Directorships</b> 1. BLS International Services Limited 2. Asian Hotels (West) Limited 3. SEAMEC Limited 4. IDFC Limited 5. Reliance Infrastructure Limited 6. ACB (India) Limited 7. BSES Yamuna Power Limited 8. Bussan Auto Finance India Private Limited 9. S V Creditline Limited	<b>Number of Board Meetings Attended : NA Directorships</b> 1. Warf Telecom International Private Limited – Maldives 2. Reliance Communications Limited 3. Reliance Infrastructure Limited 4. BSES Yamuna Power Limited	<b>Number of Board Meetings Attended : NA Directorships</b> 1. Warf Telecom International Private Limited – Maldives 2. Reliance Communications Limited 3. Reliance Infrastructure Limited 4. BSES Yamuna Power Limited

## BOARD'S REPORT

To  
The Members,

Your Directors have pleasure in presenting the 18<sup>th</sup> Board Report of the Company together with the Audited Financial Statements for the financial year ended March 31, 2019.

### 1. FINANCIAL RESULTS

The summary of the Company's financial performance for the financial year ended March 31, 2019 along with previous year figures are given hereunder:

Particular	(Amount ₹ in Cr.)	
	March 31, 2019	March 31, 2018
Revenue from Operations	10269.99	9441.93
Other Income	117.49	83.60
<b>Total Income</b>	<b>10387.48</b>	<b>9525.53</b>
Less:		
-Cost of Power Purchased	7557.56	6926.66
-Employee Benefits Expense	510.33	529.07
-Other Expenses	496.83	440.36
<b>Profit before Finance Costs, Depreciation &amp; Amortization Expense and Tax</b>	<b>1822.76</b>	<b>1629.44</b>
Less: Finance Costs	1177.93	1313.36
<b>Profit before Depreciation &amp; Amortization Expense and Tax</b>	<b>644.83</b>	<b>316.08</b>
Less: Depreciation & Amortization Expense	309.47	298.01
<b>Profit/(Loss) before Rate Regulated Activities and Tax</b>	<b>335.36</b>	<b>18.07</b>
Add: Net movement in Regulatory Deferral Account balances and related Deferred Tax	(52.10)	158.26
<b>Profit/(Loss) before Tax</b>	<b>283.26</b>	<b>176.33</b>
Less: Tax Expense/(Benefit)		
(1) Tax for the year		
-Current Tax	46.62	31.22
-Deferred Tax	-	-
Provision for the year	(15.68)	(473.12)
Less:- Adjustable in future tariff	15.68	473.12
(2) Tax refund for earlier years (MAT)	(54.63)	-
<b>Profit/(Loss) for the year</b>	<b>291.27</b>	<b>145.11</b>
Other Comprehensive Income(OCI)		
Items that will not be reclassified to Profit & Loss		
- Re-measurement of defined benefit plan: Gains/(Loss)	(11.36)	(4.88)
- Net movement in Regulatory Deferral Account balances related to items recognized in OCI	12.08	5.22
-Income tax relating to above items	(0.15)	(0.07)
<b>Other Comprehensive Income</b>	<b>0.57</b>	<b>0.27</b>
<b>Total Comprehensive Income for the year</b>	<b>291.84</b>	<b>145.38</b>
Earnings Per Equity Share of ₹ 10 each		
Basic (₹ per share)	2.80	1.40
Diluted (₹ per share)	2.80	1.40
Basic before Net movement in Regulatory Deferral Account balances (₹ per share)	3.30	(0.13)
Diluted before Net movement in Regulatory Deferral Account balances (₹ per share)	3.30	(0.13)

*Note: Previous year figures have been regrouped and reclassified wherever required.*

## 2. INDUSTRY OVERVIEW

Electricity consumption is one of the most important indices that decides the development level of a nation. It is the key ingredient for accelerated economic growth and is considered vital for the nation's overall development. The consistent growth in electricity demand requires continual reinforcement and creation of new electricity infrastructure in Generation, Transmission and Distribution sectors to meet the consumer expectations, since the immediate requirement of the day is to provide reliable and quality power supply in an efficient manner.

India is the world's fastest-growing economy which is fuelled by large scale uptick in industrial production, growth in the working population and the improving standard of living in the country. India's power sector is dominated by fossil fuels which accounts for majority of the installed power generation capacity. India's national grid had a total installed capacity of 356 GW as on March 31, 2019, of which thermal power accounted for 226 GW, renewable energy accounted for 77 GW, while hydro and other sources accounted for 53 GW.

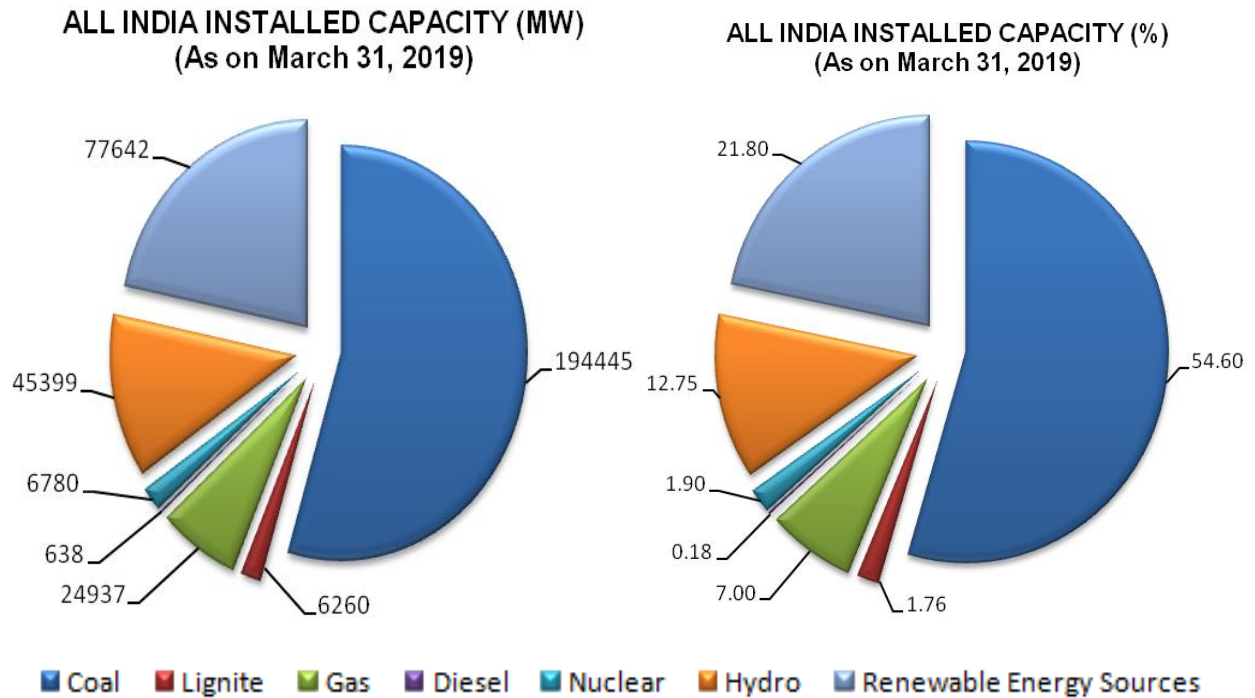
India at the current moment is a surplus power generating country, but due to inadequate connectivity and issues in the Transmission and Distribution (T&D) lines, there is an irregular supply of electricity to the people of the country. For addressing this issue, the government has been implementing schemes like "24X7 Power for All" which aims to provide continuous and uninterrupted electricity supply to all households, industries and commercial establishments by creating and improving the necessary infrastructure.

Government of India has undertaken a two-pronged approach to cater to the energy demand of its citizens while ensuring minimum growth in CO<sub>2</sub> emissions so that the global emissions do not lead to an irreversible damage to the earth system. On one hand, in the generation side, the Government is promoting greater use of renewable in the energy mix mainly through solar and wind and at the same time shifting towards supercritical technologies for coal-based power plants. Further, efforts are being made to efficiently use the energy in the demand side through various innovative policy measures.

With so much generation capacity being added in India over the next few years, there is huge potential for both conventional as well as renewable sources of power. Even if India reaches this very ambitious target, it will be pointless without efficient Transmission and Distribution infrastructure. To address this issue, the Government of India has announced multiple schemes aimed at developing the following projects:

- Integrated Power Development Scheme (IPDS)
- Deendayal Upadhyaya Gram Jyoti Yojana (DDUGJY)
- National Electricity Fund (NEF)
- Financial Restructuring Scheme of State Distribution Companies
- Ujwal Discom Assurance Yojana (UDAY)
- Pradhan Mantri Sahaj Bijli Har Ghar Yojana "Saubhagya"
- Unnat Jyoti by Affordable LEDs for All (Ujala)
- '24X7 Power for All' Program

As on March 31, 2019, the break-up of the installed capacity of India was as under:



### Distribution Sector

Distribution is the most important link in the entire power sector value chain. As the only interface between utilities and consumers, it is the cash register for the entire sector. Under the Indian Constitution, Power is a concurrent subject and the responsibility for distribution and supply of power to rural and urban consumers rests with the states.

All the costs incurred in supplying power including generation, transmission and distribution are recovered from the retail tariffs charged by the distribution company (henceforth referred to as DISCOM) to its customers. Governments (Central and State) subsidize the tariffs for some consumer categories or end uses, such as households below the poverty line (BPL households) or pump sets for irrigation and also provide subsidies or grants to DISCOMs for capital expenditure on some projects e.g. infrastructure development for rural electrification.

For the last several years, the distribution segment has been battling with various challenges such as controlling Aggregate Technical and Commercial (AT&C) losses, ensuring financial viability, providing electricity access to all households and improving supply & service quality. Interlinked with these challenges are the issues of tariffs that are not cost reflective, subsidy payments that are delayed or inadequate and inefficiencies in power generation and planning leading to suboptimal and often unsustainable costs.

(Source: [www.cea.nic.in](http://www.cea.nic.in) and [www.recindia.nic.in](http://www.recindia.nic.in))

### Power Distribution in Delhi

In 2002, Delhi Vidyut Board (DVB) was unbundled into six successor companies i.e. Delhi Power Company Limited (DPCL) - Holding Company, Delhi Transco Limited (DTL) - Transmission Company, Indraprastha Power Generation Company Limited (IPGCL) -

Generation Company and three Private Distribution Companies i.e. BSES Rajdhani Power Limited (BRPL), BSES Yamuna Power Limited (BYPL) and Tata Power Delhi Distribution Limited (TPDDL) (earlier North Delhi Power Limited).

The Government of NCT of Delhi handed over the management of the business of electricity distribution to three private companies BRPL, BYPL and TPDDL with 51% equity is handed over to the private players and 49% equity is retained by GoNCTD through DPCL. As on date, the distribution of electricity in Delhi is as per the following matrix:

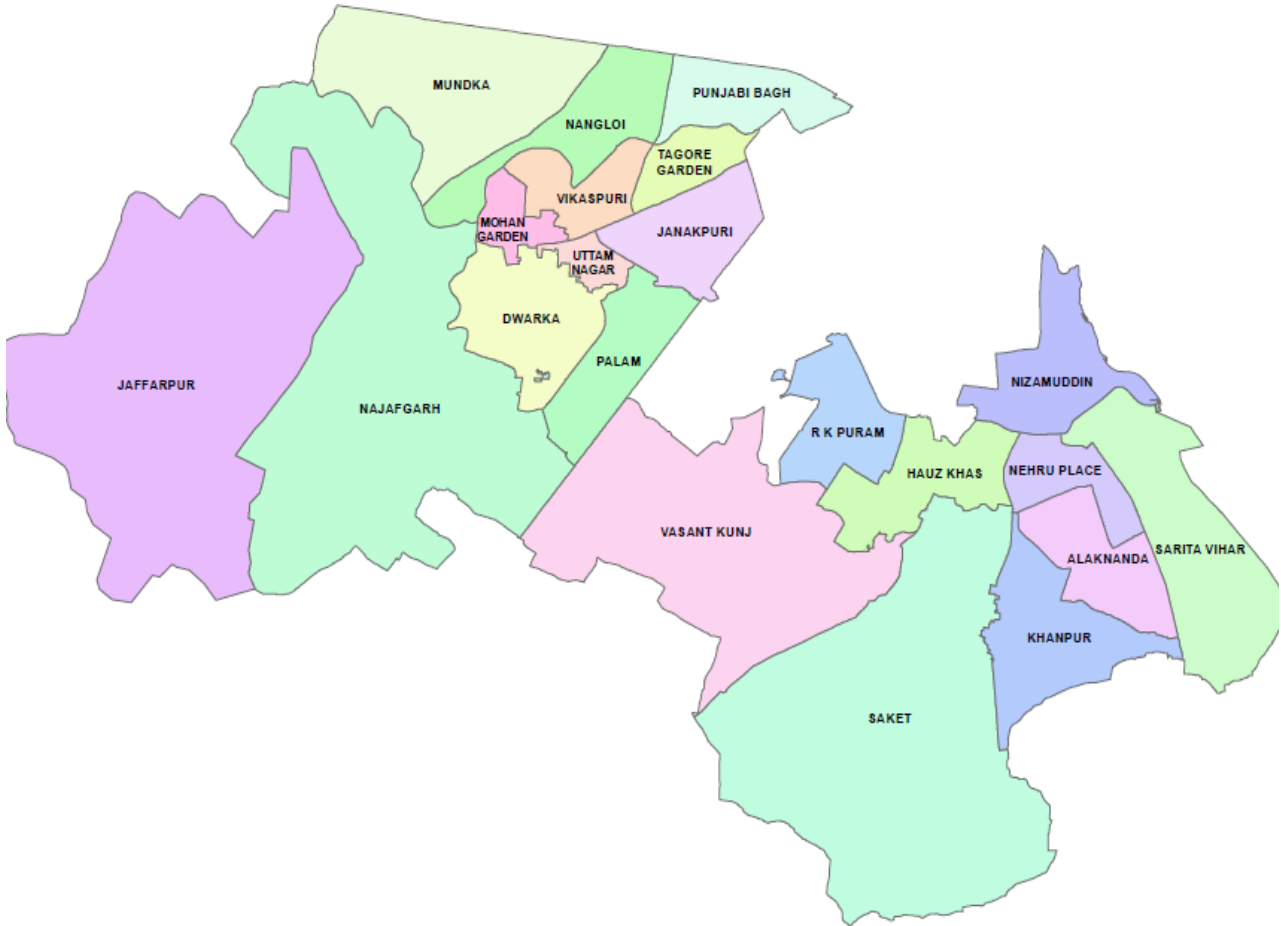
- a. **BSES Rajdhani Power Limited** (Joint Venture of Delhi Power Company Limited and Reliance Infrastructure Limited) supplies electricity to the areas of South Delhi and West Delhi.
- b. **BSES Yamuna Power Limited** (Joint Venture of Delhi Power Company Limited and Reliance Infrastructure Limited) supplies electricity to the areas of East Delhi and Central Delhi.
- c. **Tata Power Delhi Distribution Limited** (Joint Venture of Delhi Power Company Limited and Tata Power Company Limited) supplies electricity to the areas of North and North-West Delhi.
- d. **New Delhi Municipal Council** (Government owned deemed licensee) supplies electricity to the areas of New Delhi such as the Rashtrapati Bhawan, the Parliament House, the Supreme Court, North and South Blocks that house the most important ministries and other government buildings along with residential areas for ministers, lawmakers and top central and Delhi government officials.
- e. **Military Engineer Services** under Ministry of Defence, Government of India supplies electricity to the Delhi Cantonment area which lies in South-West Delhi.

The privatization of DISCOMs in Delhi has resulted in significant savings for the Government of NCT of Delhi. The State Government has been able to save Rs. 30,000 Crores over the past 10 years apart from saving 17% of the State Budget annually.

*(Source: www.delhi.gov.in)*

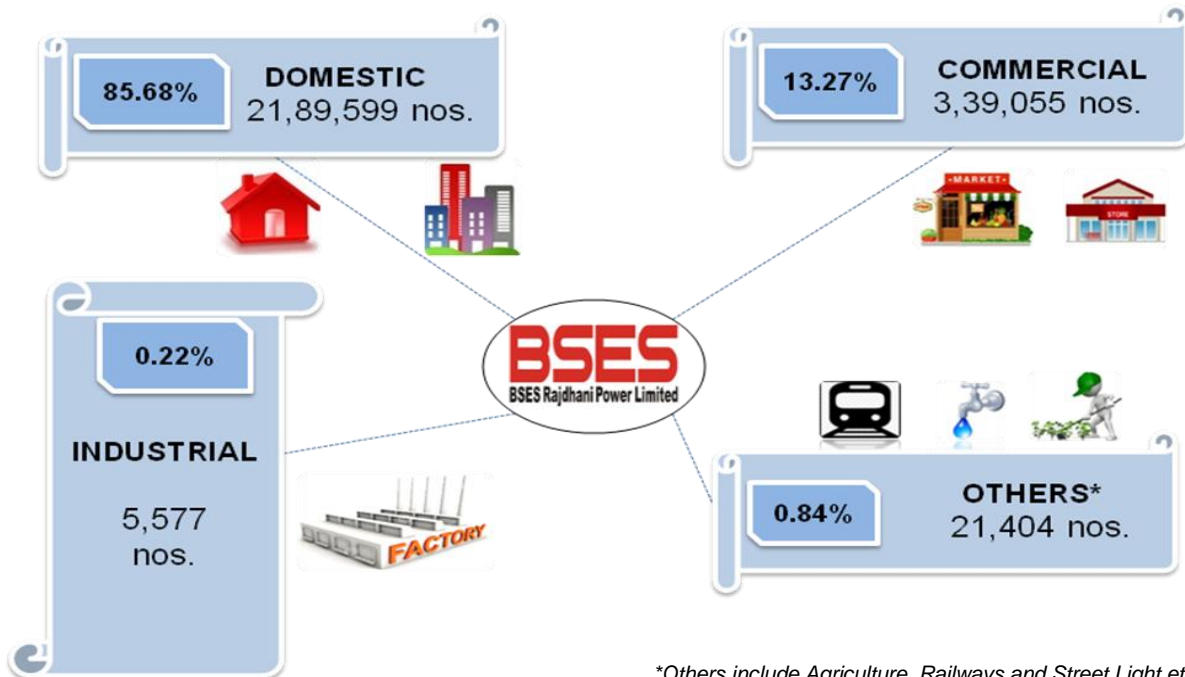
### **BSES RAJDHANI POWER LIMITED**

Since privatization, BSES Rajdhani Power Limited (“**BRPL**” or “**Company**”) has proven its operational efficiency at all levels and is a committed partner to the growth of Delhi. Your Company is providing electricity to ~25.6 Lakh consumers in South Delhi and West Delhi spread across 750 sq. km. of area, with a population density of ~3400 per sq km.



(21 Divisions of BSES Rajdhani Power Limited in South Delhi and West Delhi)

**Customer mix in BRPL**



\*Others include Agriculture, Railways and Street Light etc.  
BRPL Gross Customer Count: 25,55,635 nos. as on March 31, 2019.

A brief summary of major highlights of the performance of your Company during the financial year 2018-19 is as under:

- ✓ The Company met the highest peak demand of 3,081 MW.
- ✓ Capitalization of ₹ 633 Crore is highest ever in the last 10 years.
- ✓ Over 2 Lac meters relocated outside the consumer premises in the FY 2018-19 resulting in a total of 80.9% meters outside the consumer premises.
- ✓ The AT&C losses were 8.06%\* and the T&D losses were 8.30%\*.
- ✓ Technologies like Spun Pole, Covered XLPE conductor, 2 MVA transformer, Double-decker sub-stations, GIS Grids, 66KV cable with fiber optics and use of Lithium-ion Batteries were introduced.
- ✓ Keeping focus on green energy, the Company has tied up for 400 MW of Solar Power, 100 MW of Wind Power, 10 MW of Waste-to-Energy on long term basis and 23.06 MWp roof-top solar PV net-metered connection installed.

(\*Provisional numbers, pending true-up)

### 3. STATE OF COMPANY AFFAIRS

The Company is engaged in Power Distribution in the areas of South Delhi and West Delhi. During the year, the performance of the Company has improved on all parameters including turnover, AT&C losses, increase in capital expenditure and also in meeting peak power demand. The major highlights during the financial year 2018-19 are:

#### **Financial Highlights**

- The total income of your Company was ₹ 10,387.48 Crore in the financial year ended March 31, 2019, registering an increase of 9% as compared to ₹ 9,525.53 Crore in the financial year ended March 31, 2018. The increase is mainly on account of improvement in reduction in T&D losses and improvement in input growth.
- The profit after tax was ₹ 291.27 Crore in the financial year ended March 31, 2019, registering an increase of more than 100% as compared to ₹ 145.11 Crore in the financial year ended March 31, 2018.
- The aggregate power purchase cost of the Company increased to ₹ 7,557.56 Crore in the financial year ended March 31, 2019 as against ₹ 6,926.66 Crore in the financial year ended March 31, 2018. This increase is primarily on account of increase in Bulk Supply Tariff (BST), input growth and arrear for earlier years billed in the current year instead of credits for earlier years received in the previous year.
- The aggregate capital expenditure (including capital work in progress) incurred during the year for upgradation, strengthening and modernization of the distribution system of the Company was ₹ 685 Crore as compared to ₹ 565 Crore in the previous financial year. The aggregate net-block including capital work in progress as on March 31, 2019 stood at ₹ 4,386.53 Crore.



### Business Highlights

- **Number of Customers:** The number of customers using BRPL network grew by 3.7% to 25.6 Lakh in financial year 2018-19 from 24.7 Lakh in the previous year.
- **AT&C Loss Reduction:** During the financial year 2018-19, your company purchased 13,298 MUs\* of energy and billed 12,194 MUs of energy to consumers. Thus, the landing AT&C loss for the year ended was 8.06% with collection efficiency of 100.26%. The AT&C loss levels improved to 8.06%\* in FY 2018-19 as compared to 9.42% in previous year resulting in loss reduction of ~1.36%.

(\*Provisional numbers, pending true-up)

- **Collection from Permanently Disconnected Bucket:** An aggressive drive was launched to recover dues from Permanently Disconnected cases. A total of Rs. 148 Crores were recovered in past 4 years. In the current FY 2018-19, an amount of Rs. 49.81 Crores has been recovered as against recovery of Rs. 43.07 Crores in previous FY 2017-18.
- **"Tatkal" temporary connections:** The release of temporary connections under "Tatkal" Scheme for Pooja, Pandals, Marriages etc. was a big success for second consecutive year. Our team is geared up to give "Tatkal" connections and a total of ~ 1,800 temporary connections were released during the year.

### Operational Highlights

- **Peak Demand:** During the Financial Year 2018-19, the peak demand rose to 3,081 MW as compared to 2,745 MW in the previous financial year. The demand was effectively met by the Company. Also, the network of the Company is upgraded to meet expected demand of ~ 3,265 MW for the Financial Year 2019-20 @ 6% load growth.
- **Distribution Network:** The Company strengthened its distribution network across all levels – EHV/HT/LT during the Financial Year 2018-19. The comparative analysis of the network capacity is as follows:

S.No.	PARAMETERS	UOM	Total FY17-18	Total FY 18-19
1	11KV Cables	KMs	4,802	5,136
2	11KV Feeders	Nos	1,349	1,393
3	11KV Lines	KMs	2,060	2,100
4	66KV & 33KV Feeders	Nos	230	241
5	Distribution Transformers	Nos	8,917	9,309
6	Effective Distribution Transformers Capacity	MVA	5,422	5,625
7	Effective PT Capacity	MVA	4,982	5,121
8	EHV Cable/Line Length	KMs	1,138	1,181
9	EHV Capacity	MVA	5,800	5,939
10	LT Feeders	Nos	24,059	25,840
11	LT Lines	KMs	11,214	11,711
12	Power Transformer	Nos	251	256
13	Total Grids	Nos	93	94

**Tariff Related Highlights**

- **Tariff for Financial Year 2019-20:** Your Company has filed Annual Revenue Requirement and Tariff for FY 2019-20 and truing-up upto FY 2017-18 on November 29, 2018. DERC has admitted the petition on February 21, 2019.
- **Tariff Order Review Petition:** Petition filed for Review of Tariff Order dated March 28, 2018. Matter heard and argued at length. Order reserved on March 14, 2019.
- **Tariff for FY 2018-19:** On March 28, 2018, Delhi Electricity Regulatory Commission (DERC) issued the approved Tariff Schedule to be applicable from April 01, 2018.
- **Business Plan Regulations, 2017:** DERC has issued Business Plan Regulations, 2017 on August 31, 2017 which shall be applicable for a period of 3 years i.e. from FY 2017-18 to FY 2019-20 under Tariff Regulations, 2017 notified on January 31, 2017.

The Key highlights of the regulation are as follows:

- a) Wheeling Business: 14% Return on Equity on post-tax basis;
- b) Retail Business: 2% Return on Equity on post-tax basis;
- c) Carrying cost: 14% Return on Equity (RoE) for computation of carrying cost on funding of Regulatory Assets through equity.
- d) Target for Collection efficiency shall be 99.50% for all DISCOMs for the Control Period
- e) PPAC computation of any quarter shall be equally spread and adjusted over subsequent quarter only
- f) Revenue billed on account of PPAC shall be trued up along with the Power Purchase Cost of the relevant year.
- g) Power Purchase Cost: Variation to be allowed along with interest for half-year @ prevailing bank rate as on April 1 of respective year.

**Key Challenges**

The key challenges being faced by the Company are:

- **Accumulation of Regulatory Assets:** Due to non-cost reflective tariff in the past, there has been a significant built-up of Regulatory Assets leading to a severe stress on financial position of the Company. Delay in amortization of Regulatory Assets is also impacting the financial position of the Company.
- **High Financing Cost:** Due to non-cost reflective tariff in the past, the power purchase dues were not fully paid which has resulted into substantial overdues. The power suppliers charge Late Payment Surcharge (LPSC) for delayed payments/overdues to the tune of 15% to 18% which is much higher than the bank interest rates and is adversely affecting the financial position of the Company. A petition is filed before the DERC seeking a relief in the LPSC rate, the petition has been heard and judgement reserved on March 26, 2019.

- **Threat of Regulations:** Due to overdues of the power suppliers accumulated in the past, the Company remains under the constant threat of regulation of power by the power suppliers. This regulation of power may result in power outages and is viewed adversely by the DERC.
- **Transmission & Distribution (T&D) losses:** Though, the Company has been able to reduce its T&D losses to 8.30%\* as on March 31, 2019 which is well below the national average and is close to the global standards, there are certain areas of West Delhi where the T&D losses are much higher than the Company's average T&D losses. This is a matter of concern as well as potential for saving, which may reduce the demand-supply gap.

(\*Provisional numbers, pending true-up)

- **Commercial challenges:** There are many challenges on the commercial front such as enhancing billing base, controlling theft, charging of e-vehicles, meeting renewable power obligations, open access and to keep on giving & improving the value added attention to the consumers. However, your Company is putting best efforts in meeting the challenges.
- **Payment defaults resulting in litigations:** Due to the cash constraints faced by the Company on account of non-amortization of Regulatory Assets, there were payment defaults to Generation Companies / Transmission Companies and a consequent threat of regulation of power supply in lieu of which, the company filed a writ petition (WP 104/14) in the Hon'ble Supreme Court, praying for the following:-
  - (i) Direct NTPC & Ors. not to disconnect or discontinue power supply or take any other coercive step till this Hon'ble Court determines the appropriate mechanism for adjusting the dues owed by BSES DISCOMs to them from the amounts due and owed to BSES DISCOMs;
  - (ii) Hold and declare that the BSES DISCOMs are entitled to prudently incur cost and allowances in accordance with the mandate of Section 61 and 62 of the Electricity Act, 2003 and in terms of the methodologies as specified under the Multi Year Tariff Regulations;
  - (iii) Direct DERC to give effect to the deferred cost created as Regulatory Asset in accordance with Para 8.2.2 of the Tariff Policy;
  - (iv) Protect the investment made by the BSES DISCOMs and the assured return from the licensed business.

Hon'ble Supreme Court vide its Interim orders dated March 26, 2014 & May 06, 2014 directed the Company to make current payment to the generating and transmission companies. The Court reserved the judgment on February 19, 2015.

Further, Hon'ble Supreme Court vide its order dated May 12, 2016 in Interim application(s) in Contempt Petitions filed by Indraprastha Power Generation Company Limited (IPGCL), Pragati Power Corporation Limited (PPCL) & Delhi Transco Limited (DTL) directed the Company to pay 70% of current dues till further orders.

In the last hearing held on May 2, 2018, the Hon'ble Judge did not pronounce the judgement. Since then, both the Judges have retired. The matter shall be re-heard before a new bench.

- **CAG Audit:** From January 2014, the Company was subjected to CAG Audit for the period from July 2002 to March 2013. This was one of the exceptional audits, considering the fact that the period involved was 11 years and the scope of the audit was very wide.

The Company extended best support and full cooperation to the audit team. All available records, data and information including software access and various other requirements of the audit team were duly met.

In the Writ Petition filed by the Company on the applicability of CAG Audit, the Hon'ble High Court of Delhi vide its Judgement dated October 30, 2015 had set aside the direction of GoNCTD for audit of the Delhi DISCOMs by CAG and stated that all actions undertaken in pursuance to above directive are also rendered inoperative and to no effect. United RWAs Joint Action (one of the original petitioners), GoNCTD and CAG have filed separate SLPs (appeals) before Hon'ble Supreme Court against the aforesaid High Court judgement.

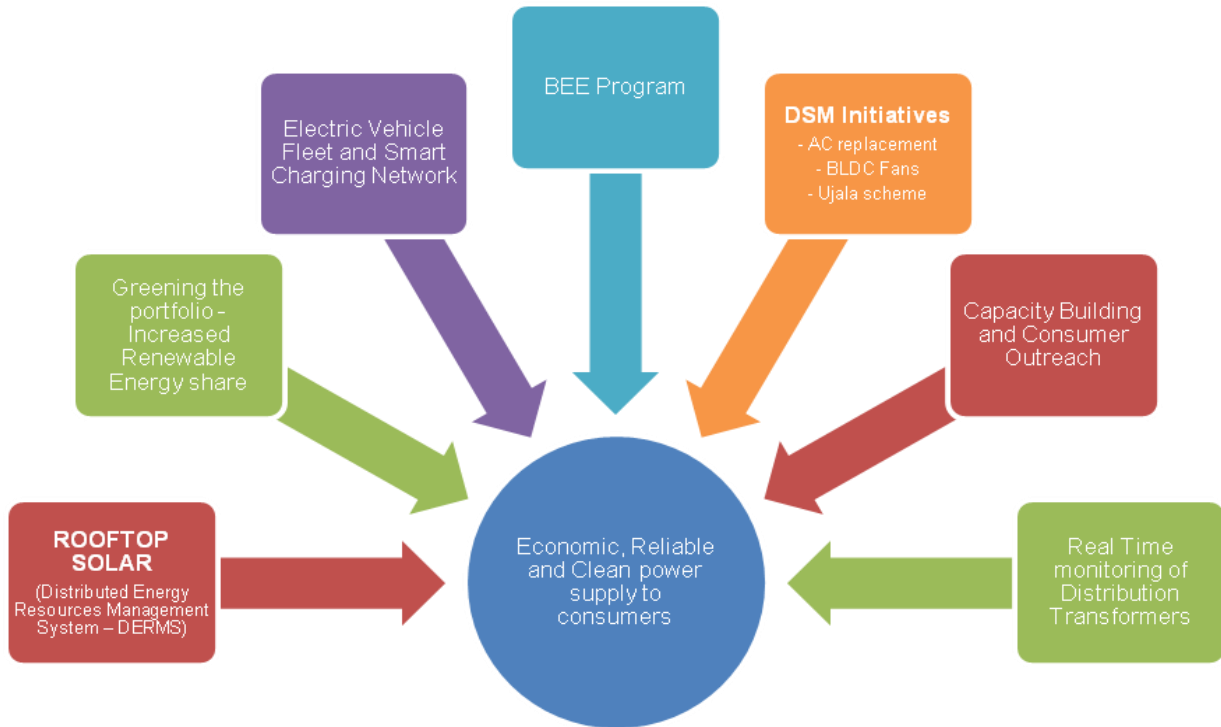
The Company filed its response to all the SLPs. On July 03, 2017 the Bench opined that the instant appeals need not be referred to the Constitution Bench and adjudication of the appeals should not await the outcome of the decision of the Constitution Bench. In terms of the signed order, appeals were directed to be listed for hearing on merits. Next date of hearing is awaited.

- **Stringent Standards of Performance:** DERC notified Supply Code and Performance Standards (3<sup>rd</sup> Amendment) Regulations, 2018 regarding Standards of Performance as per policy direction of GoNCTD. This amendment required DISCOMs to pay automatic compensation to all affected consumers if the restoration is not done within the prescribed time limit. BSES DISCOMs filed writ (W.P. (C) No. 3781/2019) in Hon'ble High Court of Delhi against the said regulations. As per the order dated February 19, 2019, Hon'ble High Court of Delhi directed DERC to not to take any coercive action on the basis of said amended regulation during the pendency of the proceedings in Hon'ble High Court of Delhi.

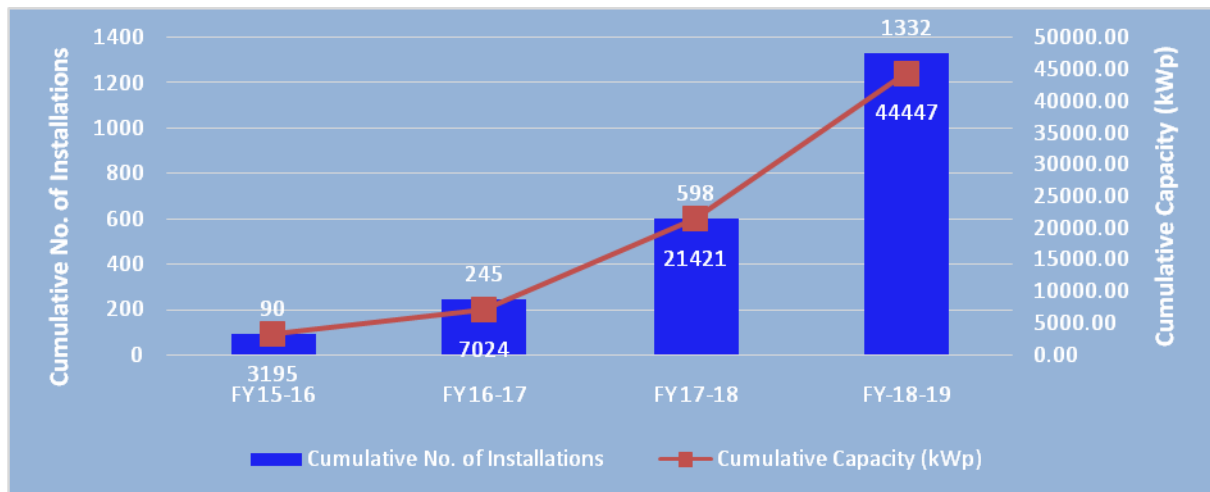
### **Renewables**

BSES Rajdhani Power Limited (BRPL) is committed to deliver cost-optimal, reliable and quality power supply to its consumers by continuous adoption of new technology offerings as well as consumer friendly business practices.

The key initiatives undertaken during the year have been summarized below:



**BRPL Solar City Initiative**, which started in FY 2017-18, continued its glorious journey with periodic consumer outreach programs for demand aggregation in collaboration with Govt. of Delhi and World Bank’s Suprabha program, resulting in considerable scale up in installation of Roof top solar PV systems.



BRPL, with continuous focus on integration of Distributed Energy resources (like Rooftop Solar), is actively pursuing pilot of real time monitoring and forecasting of solar rooftop generation with twin objectives of optimal power scheduling and better customer services for improving the yield.

**Behavioural Energy Efficiency Program:**

BRPL launched India’s first Behavioural Energy Efficiency (BEE) program in association with Oracle Utilities under funding support from United States Trade and Development Agency

(USTDA). As part of a pilot project covering 2 Lakh customers in South and West Delhi, insights on how energy is used at homes are being analyzed and generation of individual customised Home Energy Reports is being undertaken.

Based on results in comparable markets, Home Energy Reports (HERs) have the potential to save 1-2% of BRPL's peak power demand. The program was rolled-out across South and West Delhi in the month of October, 2018.

### **Electric Vehicle (EV Fleet) and Roll out of EV charging Infrastructure**

#### **1. Electric Vehicles**

Total Nine Electric Vehicles were inducted in the corporate fleet

- a) Eight Passenger Cars (consisting of e20 and eVerito) are successfully operating since October 2018
- b) One Cargo Van (eSupro) was successfully inducted in March 2019

#### **2. Electric Vehicle Charging Infrastructure**

Total Five Electric Chargers were installed

- a) Two Bharat EV DC Chargers (BEVC-DC001) are successfully operating since October 2018
- b) Three Bharat EV AC Chargers (BEVC-AC001) are successfully operating since October 2018

The Company is exploring opportunities with different public authorities for roll out of public EV charging infrastructure.

### **Capacity Building Program and Consumer Outreach program:**

In- house training sessions and Capacity building Program are being organized to share the experience and knowledge regarding renewable energy program like Rooftop Solar PV plants

### **Energy Wise Energy Rise Program:**

- ✓ Aimed at young minds and titled, 'Energy Wise Energy Rise', the programme will educate, train and reach out to around 90,000 students in 300 government schools in 3 years. A three-year Memorandum of Understanding (MoU) has been signed between BRPL and The Energy and Resources Institute (TERI) to this effect.
- ✓ It aims to guide children into creative thinking and develop competence in environment conservation, through various innovative educational and outreach components, such as especially created and customized knowledge and activity books and learning material, brainstorming sessions and practical experience.
- ✓ The objective of the program is to increase awareness regarding
  - a) Energy Efficient Appliances
  - b) Pollution Mitigation
  - c) Renewable Energy Integration

- ✓ The first phase of program is completed under which 30,000 students of 100 schools are benefited.
- ✓ Flagship event on “Promoting Sustainable Energy and Energy Efficiency” was organized in World Sustainability Development Summit (WSDS) 2019 and arranged a thematic session on Energy Wise Energy Rise program on February 11, 2019.
- ✓ This green campaign “Energy Wise Energy Rise”, underlines the BRPL commitment as responsible and innovative service provider to enrich and empower the consumers and contribute towards overall betterment of community.

### **Sustainability Initiatives:**

As a responsible and committed electricity distribution company, BRPL has undertaken slew of green and energy efficiency promotion related initiatives in recent past on sustainable basis. Notable ones include “Old AC Replacement Scheme”, “Behavioural Energy Efficiency Program” in collaboration with Oracle Utilities, student education program “Energy Wise Energy Rise” in association with TERI, promotion of BLDC super efficient fans (28W), replacement of corporate fleet with electric vehicles and installation of EV charging station etc.

- a. **Membership of ETC India:** The Energy Transitions Commission India (ETC India) was launched by The Energy and Resources Institute (TERI) on the sidelines of the World Sustainable Development Summit (WSDS) 2018. ETC India is a unique, high-level, multi-stakeholder platform on energy and electricity sector transitions in India. The major function of ETC India is to assess the technology of energy and environmental performance and develops or promotes energy efficient and environment-friendly technological solutions.
- b. A technical paper on “Integration of Renewable Energy Sources in Distribution Network” was published by the Company in the proceedings of National Conference on Renewable Energy Technologies and its Integration with Grid and presented during the conference organized by Central Board of Irrigation and Power in Vadodara.

### **Pilot Project on Real Time DT Sub-Station Data Monitoring and Automation**

The Company’s strategy is to continually improve its operational effectiveness through the use of latest technologies.

Internet of Things (“IoT”) based solution has been deployed in Mukherjee Park Sub-division of Tagore Garden for monitoring of Distribution sub-stations that enables the Company to achieve highest possible operational value from its assets based on risk & condition based monitoring through real-time information from a combination of ‘on-asset’ deployed sensors, advanced meter data infrastructure and an enterprise grade field force application.

#### *Pilot Features:*

- ✓ Condition based maintenance
- ✓ Continuous asset monitoring

- ✓ Real-time Information
- ✓ Real-time alert notifications
- ✓ Continuous asset data capturing for relational analytics
- ✓ Automatic Maintenance Work Orders triggered by events
- ✓ Field staff awareness of equipment condition/health/risk

*Advantages through DT Sub-Station Automation:*

- ✓ Reliability improvement through improved SAIFI & SAIDI, Voltage regulation, power factor, etc.
- ✓ Reduction in DT failures due to oil thefts, leakage, over-loading, un-balancing, etc.
- ✓ Fault identification
- ✓ Optimum manpower utilization
- ✓ Data based preventive maintenance
- ✓ Reduction in O&M expenses
- ✓ Improvement in outage response time
- ✓ Input energy trend analysis
- ✓ Power quality analysis
- ✓ Better loss reduction drive through real time DT energy meter data
- ✓ NCC reduction - Real time information of local tripping before intimation from customers

### **Artificial Intelligence (AI) & Machine Learning (ML) based BRPL Level Demand Forecasting on Intra Day and Day Ahead Basis**

The Company commenced using AI & ML based solutions, which gathers the load series, time derivatives of the load series, as well as external weather parameters for demand forecasting on regular basis for day ahead planning and intra-day operations. The Company has continued to gain sufficient benefits in terms of more accurate power planning, optimization of power purchase and real-time power management.

### **Safety**

The Company has a structured safety mechanism for monitoring, implementing and taking corrective/preventive actions for the safety of its employees, consumers and infrastructure spread across South and West Delhi:

- **Safety Initiatives**

- ✓ **Safety Awareness Drive:**
  - Safety advisory through monthly energy bills was sent to around 25 Lakh consumers including Key Consumer Cell and Government Consumer Cell.
  - Safety Awareness leaflet was sent to all e-bill consumers on quarterly basis covering 6 Lakh consumers.
  - Daily safety slogans via mail are sent to BRPL employees.



- ✓ **National Safety Week:** The Company celebrated 48<sup>th</sup> National Safety week from March 4, 2019 to March 14, 2019 in association with its contractors and distributed prizes/awards to the employees of its contractors for their contribution.
- ✓ **Safety suggestions and Slogans:** During celebration of National Safety Week, Safety suggestions and Slogans were invited from the employees and the best entries were recognized by CEO.
- ✓ **Safety Internal Audit:** Safety Internal Audit was carried out on sample basis in Sub-stations and Grid Stations and the safety concerns found during the audit period were duly mitigated.
- ✓ **Prevention of Accident:** Lock-Out & Tag-Out (LOTO) System Kits were distributed to each lineman to prevent accidents while working on switchgears without compromising the safety.
- ✓ **Daily safety quote, video on WhatsApp:** Safety quotes and videos are being sent on daily basis to sensitize every Lineman, Assistant Lineman and O&M Officers regarding safety precautions on WhatsApp. Default report is also being analyzed regularly and accordingly data is being upgraded.
- ✓ **Safety Trainings**
  - **Training by Safety expert:** Safety trainings were conducted for linemen of the contractors by the experienced safety trainers. Safety training of 412 linemen was conducted for 1236 man hours and is continuing.
  - **Urja Sarthi-2 training of EHV and O&M:** Safety Trainings of 4760 Man Hours were provided to linemen of the vendors ensuring up-gradation of their knowledge. Training Certificates with unique ID number were distributed to the participants.
  - **On site Safety Training to field staff:** 13,138 man hours training was imparted to field staff (Supervisors, linemen and ALM) during the year.

### **Consumer Centric Services**

- **Utkrisht Sahabhagi Meet:** The Company regularly conducts meeting with various representatives of Consumers under Utkrisht Sahabhagi Meet to involve them in key areas such as loss reduction, enforcement raids, tariff hearings etc.

Under the theme “**Engage... Collaborate... Together we achieve...**”, more than 100 Utkrisht Sahabhagi attended the event.

- **Aapke Dwar Meet:** The Company reaches out to consumers/ RWAs and creates awareness with respect to the O&M and Business initiatives taken by the Company. It helps in gaining confidence of consumers & increasing positivity for the organization. This year, the Company conducted 12 Aapke Dwar Meet in South Delhi and West Delhi.

- **School Energy Program:** This program was launched for empowering the younger generation by imparting knowledge on 'Save Energy', 'Safe Energy' & the menace of 'Electricity Theft'. The Company conducted 126 school energy programs in FY 2018-19.
- **Upgraded Call Centre:** It is a single point contact to resolve many issues relating to Billing, Meter, Power supply, Reporting of power theft etc. through latest technologies like multilingual IVRS based Call centre.
  - ✓ *Toll Free HelpLine:* Your Company has a 24X7 toll free helpline number 19123 for registration of complaints, billing enquiry, leakage, theft complaint, duplicate bills etc.
  - ✓ *Interactive Voice Response System (IVRS) based outbound dialer:* The Company successfully deployed IVRS based outbound dialer to increase number of payment reminders/ information. It helps in timely recovery of electricity dues.
  - ✓ *Additional Primary Rate Interface (PRI) lines:* For seamless connectivity and Single number for consumers, additional 60 Channels (2 PRI lines) deployed for customer care helpline 19123 and 39999707 to handle Summer Peak.
  - ✓ *Customer Satisfaction for call centre:* Customer satisfaction feedback with regard to call centre services initiated through IVRS.
- **Website:** The Company's website was revamped to provide consumers with a host of internet based applications such as reading bills, making payments, energy calculator and many other options for consumer ease.
- **BSES Mobile Application (App):** For the convenience of its esteemed consumers, the Company launched a mobile App through which consumer complaints can be registered easily. Also, consumers can access their personalized MY ACCOUNT on this App and get themselves registered for SMS alerts / e-Bill services etc. BSES mobile App is available on Android & iOS phones.
- **WhatsApp Services:**
  - ✓ **No Supply Complaint:** A dedicated mobile number was introduced for registering No Supply complaint by sending a message [#NC<space>CA Number] on WhatsApp number which is constantly monitored by Customer Care Team.
  - ✓ **Power Outage Information:** When the consumer registers a No Current Complaint through WhatsApp and there is already an information of a breakdown/ outage, a reply is automatically sent to consumer with the outage information and expected recovery time.
  - ✓ **Duplicate Bill:** A dedicated mobile number was introduced for getting a duplicate bill by typing [#BILL<space>CA Number] on WhatsApp number which is monitored by Customer Care Team.
- **ChatBot:** The Chatbot was launched on the website of the Company which can resolve consumer queries such as No current complaint, View/Payment of bills, addresses of our offices via text messages without any human intervention.

- **QMS Machine:** Queue Management System has streamlined customer handling at Customer HelpDesks. Also, it has given us plethora of information in terms of count/ reason of customer walk-ins and time taken in each transaction.
- **Customer HelpDesks Uniform:** Uniform was introduced in Customer HelpDesks for giving a professional and standardized look to our staff.
- **Bill Payment without bill (bar code/ QR code):** Based on customer feedback, the Company has introduced acceptance of bill payment without presenting bill. This has reduced the duplicate bill printing.
- **Immediate payment confirmation SMS :** Company also introduced instant confirmatory SMS to consumers on payment of bill at cash counters.
- **Consumer Information booklet:** The booklet has information on Bill details, its understanding, payment modes, customer touch points, various services provided etc. These are distributed to our consumers during consumer meets and have been found to be handy.
- **Customer Feedback process:** Company is seeking active feedback from consumer through website and other modes of customer touch-points. This has given the Company, an opportunity for process improvements and new initiatives.
- **Earth Hour:** The Company widely publicized the Earth Hour on March 30, 2019 which resulted in saving of 92 MW of electricity by consumers.
- **Twitter & Facebook:** The Company has built a seamless connection with its consumers on social media platforms such as Twitter & Facebook.

### **Key Process Improvements**

The Company's focus continues to be on enhanced customer convenience and satisfaction and support for GOI's Ease of Doing Business Initiative.

#### **1. Smart Recovery Solution**

- ✓ The Smart Recovery Solution for recovery of outstanding dues from the consumers is running successfully.
- ✓ Real-time updation of data via Tab on the Company's server through recovery field executives.
- ✓ It brings transparency in working of recovery field executives.

#### **2. Tab enabled Meter Installation process**

- ✓ Meter Change Report punching being done through Tab
- ✓ Enhanced efficiency, productivity, quicker turnaround time
- ✓ Performance reports available at click of a button

- ✓ Complete transparency in performance monitoring system
- ✓ Closure of requests after capturing 'Happiness Code' from customers

### 3. Customer convenience and digital initiatives

- ✓ 3 new Bijli DigiSeva Kendras made operational which are catering to 4 divisions.
- ✓ Digital copy of bill over WhatsApp (Type #Bill <9-digit-CA> & send to 9999919123)
- ✓ Payment tie-up with Bharat QR code
- ✓ WhatsApp number introduced for registering No Current Complaint (Type #NC <9-digit-CA> & send to 9999919123)
- ✓ Payment acceptance without paper bill presentment at cash-counters
- ✓ Launched Customer Behavioural Energy Efficiency Program - 1<sup>st</sup> ever by any Discom funded by USTDA, U.S. engagement for analysis of energy consumed
- ✓ Tie-ups with multiple wallet companies for attractive cash back offers
- ✓ Tie-up with EESL for providing energy efficient products to our customers
- ✓ EESL mart for BRPL consumers
- ✓ Installed over 4000 prepaid smart meters
- ✓ Toll free Number 19123 for enhanced customer convenience
- ✓ Proactive No current outage information and complaint registration at IVRS resulted in reduction of calls at centre agent level.
- ✓ Queue Management System implemented through Token Vending Machines for better management of consumer footfalls.
- ✓ Cashless transaction promotion by providing swipe machines at collection centres.

### 4. Enforcement / Recovery of dues

- ✓ The Company revamped the enforcement bill settlement process by settling all the disputes through judicial process only which resulted in greater transparency and satisfaction of the consumers.

### Ongoing Initiatives

#### **A. Commercial side: Meter to cash processes** - The focus areas have been as follows:

- ✓ Quality meter reading through direct downloading thereby eliminating manual intervention and better algorithms rationalized the meter reading codes and improved monitoring.
- ✓ Regular auditing of billing software and error fixing.
- ✓ Improved working of Meter Management Group

#### **B. Ease of Doing Business (EODB) initiatives** - EODB ranking has further improved by 5 ranks to 24 from 29 in the last year:

- ✓ Online web based new connection application request.
- ✓ Introduction of online demand note print facility.
- ✓ Simplified form & requirement of only two documents

#### **C. IT enabled facilities**

- ✓ Using Twitter & Facebook in order to connect with consumers.
- ✓ Location of nearest Customer Care Centre can be tracked by BSES App.
- ✓ WhatsApp number for power theft.
- ✓ Activation/ Deactivation of E-bill via website

#### D. Roof Top Solar

- ✓ The Company is leading Delhi's roof top bandwagon (First connection in April 2015)
- ✓ Over 44 MW , 1300+ consumer connections released
- ✓ Dwarka and Shakur Basti lead 'Utility Anchored Rooftop Solar Program' organized by the Company in National Capital Region
- ✓ Facility for online Net-metering form submission, dedicated solar helpline and one stop website for solar related queries and documents in place
- ✓ Consumer aggregation programmes are regularly organized in various RWA's which falls under BRPL distribution area.

#### E. Energy Efficiency

- ✓ 10,000 five star rated ACs were offered to consumers under the AC exchange program.
- ✓ Conducted promotional campaigns for selling of energy efficient products of EESL at the Customer Care Centers at discounted prices.
- ✓ Over 41 Lakhs 9W LED Bulbs were distributed

#### CSR Initiatives

For the Company, being socially responsible is not an occasional act of charity or that one time financial contribution to the local schools, hospitals or environmental NGOs, it is an ongoing commitment round the year, which is integrated into the very core of its business objectives and strategy, by taking regular initiatives for CSR activities.

Key CSR initiatives undertaken along with its key partners are mentioned as under:

S. No	NGO / Partner	Assignment/Activities
1	Sahyog Care For You	Adult Literacy Centre in South Delhi and West Delhi
2	Matrix Foundation	Vocational Training Centre in West Delhi
3	Sahyog Care For You	Vocational Training Centre in Nangloi, Jaffarpur, Nazafgarh and Mundka (Including CRPF)
4	Ishwar charitable Trust	Eye Camps in West Delhi and South Delhi
5	Dr. Sajeela Maini	Tobacco De-Addiction program
6	Trident Tactical Pvt Solution	Self Defense Training Program in Schools for girls
7	Sahyog Care For You	Energy Conservation and awareness program in Schools
8	Sahyog Care For You	Sanitation
9	Red Cross Society	Blood Donation Camps
10	AL – Khadim Foundation	Energy conservation awareness program
11	Cequin Centre for Equity and Inclus Unit of JJK Trust	Various activities of Women empowerment like Mahila Panchayat, Environment cleanliness, Literacy, Domestic Violence, Sanitation etc.
12	Sahyog Care For You	Planted 20,000 trees in West Delhi as part of a tree plantation campaign
13	ANMOL Education Society	Book distribution for under-privilege children in remote areas
14	JAAGRUTI	Waste Paper Recycle (Green Project)
15	Earth Hour	Under guidance of World Wide Federation (WWF), BRPL promoted Earth Hour to save energy and protect environment and saved 92 MW of electricity.

# Glimpses of CSR Activities during FY 2018-19



**Skill development and Education/Literacy Programs**



**Energy Conservation**



**Sanitation**



**Health Care/ Medical Services**

### Awards & Accolades

The Company's efforts and contribution have continuously been recognized with numerous awards of National and International repute. The major awards received during the year are mentioned as below:

S.N.	Forum	Category	Award Details
1	World HRD Congress	HR	<b>"National Best Employer Award 2018"</b> for combining vision with action with HR strategy by World HRD Congress.
2	TISS LeapVault CLO	HR	Gold Category for <b>"Best Apprenticeship/ On the Job Training Program"</b> (Power Distribution) at CLO SUMMIT
3	Institute of Cost Accounts of India	Finance	First Award in Power distribution & Transmission for excellence in Cost Management
4	Indian Chamber of Commerce (ICC)	Clean Energy	Recognition for Renewable Energy & Demand Side Management initiatives in Roof-top solar
5	IPPAI Award 2018	Innovation	Innovation in Energy Conservation , Solar city Initiatives in BRPL
6	Solar Roofs Series Excellence Awards	Renewable	In appreciation of outstanding leadership in rooftop solar industrial development
7	Green tech Foundation	CSR & Safety	Gold Award in the Electricity Distribution Companies (DISCOMs) Sector
8	Smart City India Award -2018	Renewable	Smart City India Award - 2018 for Solar Rooftop and Net Metering
9	6th Innovation with Impact Awards for DISCOMs 2018 – Indian Chamber of Commerce	Renewable	Ranked 3 <sup>rd</sup> under the category of Green Grid Award
10	Gold Award in Chapter Convention on Quality Concept - QCFI	Power Scheduling	Gold Award in Chapter Convention on Quality Concept of National Capital Vision Delhi Chapter
11	National Energy Conservation Award 2018	DSM & Energy Conservation	Certificate of Merit in the Electricity Distribution Companies (DISCOMs) Sector under National Energy Conservation Award (NECA) -2018
12	National Par Excellence Award - QCFI	Power Scheduling and Energy Accounting & Analytics	Par Excellence Award for case study presentation in National Convention on Quality Concept

### Human Resource & Performance Management

Human Resource (HR) Department adapts to the dynamic business environment in line with the core values of the organization and understands issues vital for the success of the business.

HR Department works in close coordination with various capability enhancement service providers along with internal resources to enhance the competencies of our employees making them the biggest asset. Keeping the employees abreast of the latest industry best practices and to meet the emerging challenges various kinds of training were provided for skill development, proficiency and capacity building. It is working collaboratively with the business and operations verticals to achieve “Mission 8%” and “100% Safety”.

BRPL is the only utility from the power sector which has been conferred upon with “**National Best Employer Award 2018**”, for combining vision with action with HR strategy, by World HRD Congress.

The Company’s culture promotes an environment which is transparent and flexible; however the focus on discipline and performance remains at the top. A series of customized initiatives, keeping in mind the individual needs and business requirement, has helped in creating an engaging workplace with a higher level of motivation among employees. In spite of diverse workforce, the Company has successfully managed to keep its employees motivated and passionate about working efficiently towards the Company’s goals.

The highlights of some of the programs organized during FY 2018-19 are:

- **Small Group Activities (SGA) Projects:** Advanced training programs were conducted for 22 Quality Circle teams with respect to QC Tools & Techniques to assist them in smooth execution of their projects. First project of 5S implementation in 5 Sub-divisions was successfully completed, with the teams now moving to the sustenance phase. In March 2019, Rewards & Recognition function was organized to facilitate teams who have contributed to substantial benefits at Company level including Face lifting of Complaint Centres, Increased Operational Efficiency and Employee Engagement & Ownership. A team of internal auditors has been made, under the 5S sustenance plan to keep the employees motivated. Seven teams from BRPL participated at National Convention on Quality Concepts (NCQC) 2018 held at the ABV IITM, Gwalior in December 2018. All 5 of our Lean Quality Circle teams won Par Excellence, and out of two Kaizen teams one team won Excellence and other got distinguished award.
- **Employee engagement activities:** Out Bound Training Session was organized in April 2018 to inculcate a sense of camaraderie amongst the team members. In association with experienced professionals from financial services firm, seminars were conducted on Mutual Funds and National Pension System, and camps were organized with our banking partners to help employees to manage the savings & investments. Like every year, Sports Tournaments (Chess, Badminton, Table Tennis, Carrom and Cricket) were conducted to facilitate employees’ overall development and promote interaction amongst them. In an attempt to keep the employees engaged beyond work, the Company organized activities like Brain Bout Inter Corporate Quiz, Corporate Talent Championship, 36 seconds Plank Challenge, Rider Safety Awareness Campaign, Eco-Power Challenge this year. A Theatre Workshop for the children of BRPL employees was organized. The Company partnered with UPES Centre for continuing education and Jaro Education for providing opportunities to employees to upgrade their educational qualification.



- **Employee health & wellness initiatives:** In collaboration with qualified practitioners from reputed medical facilities, the Company has regularly organized medical check-up camps for all its employees across locations to promote awareness about various health concerns. Sessions on cancer awareness, health talks, work postures, stress relief program & anti-ageing techniques have been organized on a regular basis. International Day of Yoga was celebrated in June 2018, under the guidance of experts of the field from the Art of Living Organization. Health & Wellness camps were organized, in collaboration with CIPLA Health and P&G with an aim to build a positive environment and focus on employees' personal development. Field based program on First Aid & Resuscitation was organized to enable employees with CPR training. Health Cards have been issued to employees, including their dependants, to avail OPD facility at empanelled hospitals/dispensaries at CGHS rates. The Company has also partnered with Apollo pharmacy to extend medical benefits to employees and their family members.

### **Learning & Development (L&D)**

The Company conducted 158 training programs (55,759 man days including Apprentice) in the financial year 2018-19 as against 118 training programs (37,418 man days including Apprentice) in the financial year 2017-18.

#### **Process Improvement:**

The Company has started a process of measuring the Learning Retention of key training programs. L&D department conducts pre-assessment before the start of the program on the contents designed for the training and at the end of the training, team conducts Post-Training Assessment again on the contents of the program to measure the Learning Retention of the training. Generally, the average improvement score of learning retention ranges from 10 % to 30%.

#### **Feedback Analysis:**

This is conducted for all the training programs at the end of the training session on all possible areas touching upon the participants and the training. Based on feedback, the necessary changes, if needed are made for future.

#### **Awards:**

First time ever BRPL was conferred with **TISS LEAPVAULT CLO AWARD 2018, Gold Category** for "**Best Apprenticeship/On the Job Training Program**" (Power Distribution) at the CLO SUMMIT held at Mumbai on August 10, 2018.

#### **Training Programs conducted during the year:**

##### **A. BEHAVIORAL**

1. **Image and presentation for customer interfacing staff:** A one-day customized training series on 'Image & Presentation for Customer Satisfaction' for all the customer interfacing staff posted under the Business vertical was conducted between April 21, 2018 to January 18, 2019. The program covered importance of managing image, visual communication - clothing & grooming, appropriate body language & communication with

customers, interpersonal skills for better customer care and customer interaction etiquette.

- 2. Innovation talk series:** It was introduced as a platform for learning various trends and developments happening in Power sector for all our employees. The program was organized as a half-day session wherein, every participant gained updates on areas like-Future of power system networks, RE Integration - Impact of PV solar on feeders & distribution network and Utility of the Future-Glimpses of transition.
- 3. Technical for Non-Technical:** The program was designed exclusively for all the non-technical personnel, to understand and learn the basic technical terminologies/concepts used in the Company. The program covered major concepts of AT&C loss, T&D loss, MU gain and percentage growth of billing over input and basics of power distribution network - LT network, HT network, types of cables, bus-bar, distribution box, types of poles, types of meters, switchgears, feeders etc.
- 4. Training on E-mail writing skills:** Training on e-mail writing skills was organized to make the participants understand the importance of e-mail writing and structuring of an e-mail.
- 5. Life-skills program by Brahmakumaris:** Half-day life-skill programs were conducted in association with Brahmakumaris, an organisation which conducts corporate trainings and courses at "Inner space-Centre for meditation and self development" with a belief that practicing spirituality with correct and scientific understanding is a key to leading a balanced life.
- 6. Micro training series on 'Workplace postures':** Micro training sessions were conducted on simple workplace postures and ergonomics techniques which helps to improve the working environment and well being.
- 7. 'Utthaan' Workshop for Middle Management cadre:** Workshop for Middle Management Cadre was organized covering topics such as Building Accountability & Responsibility, staying energized, working in team with integrity and enhancement in interpersonal relationships. The trainer for this workshop was Prof. P.S Rathore, an International Management Guru, Strategist, Leadership Expert and Fire-walk Trainer.
- 8. "Nav Jyoti" training program for Pantry Boys:** For the first time, a one day training program Nav Jyoti for the Pantry Boys was organized with the objective to make them aware of their roles and responsibilities, requirements of jobs and service attitude.
- 9. "Nav Chetna" training for House- keeping Staff:** A one day training program was organized for the House Keeping staff. The training focused on Good Work Habits, Evils of Alcohol, Tobacco Habits, Absenteeism & its Effects, Discipline in work, Practicing Personal Hygiene & Cleanliness as a habit and developing right attitude.
- 10. Intensive Training of Security Guards:** The Company organized 3 days of extensive training for Security Staff at BTC, Kilokari. The training was conducted in association with Orion School of Security & Intelligence Management covering Mob Handling,

Access Control, Fire Safety, First Aid, Self Defence, Incident Reporting and Controlling the Miscreants.

11. **“Now or Never - Impossible Says I Am Possible” Workshop:** A one day motivational workshop by Prof. P.S. Rathore was organized for the enforcement team which played a critical role in Mission 8% by creating deterrent effect for different types of thefts.
12. **Out - Bound trainings**
  - (a) **Success through Team work and Synergy:** Two days Out-Bound Training Program was organized for KCC department from 23<sup>rd</sup> to 24<sup>th</sup> February, 2019 at Manesar, Haryana. Different team building activities and games were planned for the participants.
  - (b) **Young Leaders Program “Young Leaders to Great Leaders”:** Six months extensive program with follow-up sessions was conducted by HRDC (Human Resource Development Centre) for 25 high potential employees (young leaders) who were subsequently posted as Sub-Divisional Officers.
  - (c) **Together Everyone Achieves More (T.E.A.M):** An Out bound training program was designed for Finance team of the Company. The training involved exercises on team building. The sessions empowered them with techniques to understand themselves and their teammates.
13. **Prevention of Sexual Harassment (POSH):** A half day awareness session for the Senior Management Cadre on POSH was organized. The session focused upon gender biasness, recognizing what is harassment, identifying & encouraging preferred behaviour patterns, decoding the law of the land, understanding the policy, Situation Reaction Tests based on real cases.
14. **Kushal Wahak Program:** One day training program was organized for the drivers of the Company to make them aware of their job responsibilities/duties of a driver, etiquettes required for drivers, identifying their areas of improvements, body language, verbal communication & listening skills, cultivating and nurturing service attitude for internal & external customers. Special focus was on safe driving & road safety, navigation and cleanliness & upkeep of vehicles.
15. **'Neev' Program for BSES Call Centre Agents:** This training program was organized for Call Centre Agents deployed at ICCS Ltd who are responsible for managing 24\*7 inbound customer care/BSES helpline. The program covered topics such as Technical overview on electricity flows (cycle) from electricity generation to distribution to the end user, basic customer interaction process, ways of attending customer calls, importance of active listening and empathy, objection handling via using appropriate scripts by everyone to ensure standardization and rapport building techniques.
16. **‘Sanskar’:** A two day Behavioral program was designed for all the technical cadre of outsourced/ HRMS staff. The program covered the topics such as Importance of Ethics & Integrity, Goal Setting, Planning, Mission & Vision, Interpersonal skills.

17. **'Ethics and Integrity at workplace'**: Awareness sessions on ethics and integrity at workplace were conducted for all the departments and levels including field offices.

## **B. TECHNICAL/FUNCTIONAL**

1. **'Sajag' Training for AMC ALM**: Extensive Two Days training (one day technical and one day Behavioral) for AMC ALMs was conducted. Behavioral training focusing on self presentation and session on disadvantages of Tobacco & Gutka giving due importance to self health. Technical training focused on tools and equipments with due importance to Safety.
2. **Training on Online Jointing Mobile App**: A new module was launched by O&M in association with IT department. SDO's, FLC Engineers & Cable Jointers were trained to work on this module.
3. **Grounding of Electrical Systems in Discoms**: Training on necessity of grounding for safe & reliable distribution system was conducted focusing on all the essential topics from touch & step potential to factors responsible for grounding failure.
4. **Protection Relay Setting of HT/LT Switchgear**: A one day refresher training program on Relay Setting of HT/LT Switchgear was conducted for engineers of O&M to enhance the efficiency of field staff and also to improve their work knowledge & skills.
5. **On Site Safety Awareness sessions**: In line with one of the major objectives of the Company i.e. "Zero Accident", Safety awareness sessions were conducted across the Organization.
6. **Training on Self Defense for Enforcement and Women Staff**: Considering the role of the Enforcement department and the importance of Self Defense for Women, series of 2 separate customized training on Self Defense was conducted for the Enforcement Staff and the Women Employees of the Company.
7. **Advance training on Renewable Energy, Solar Rooftop Plant & Net metering**: Sessions on various topics such as importance of regulatory compliances for renewable energy, types of solar system, grid connected solar system , Models-RTSPV, billing & energy accounting were conducted.

### **International Women's Day:**

To mark the occasion, series of events were conducted for women employees in Head Office as well as other locations. The event started a week in advance with sharing messages of Women Achievers of India from different verticals.

The event had session on power dressing by eminent trainer – Ms. Renu Mehra, and awareness session on women health by the Doctors of Moolchand Hospital followed by special screening of the movie "Raazi". The women employees gathered in large numbers to mark this occasion.

#### **4. DEPOSITS**

During the period ending March 31, 2019, the Company did not accept deposits from public pursuant to the provisions of Sections 73 to 76A of Companies Act, 2013 read with Companies (Acceptance of Deposit) Rules, 2014.

#### **5. DIVIDEND**

Keeping in view the current financial position of the Company, the Directors do not recommend any dividend on equity shares for the period under review.

#### **6. MATERIAL CHANGES AND COMMITMENTS, IF ANY, AFFECTING THE FINANCIAL POSITION BETWEEN THE END OF THE FINANCIAL YEAR AND DATE OF THE REPORT**

There have been no material changes and commitments affecting the financial position of the Company that occurred between the end of the Financial Year 2018-19 and the date of the report.

#### **7. CONSERVATION OF ENERGY, TECHNOLOGY ABSORPTION, FOREIGN EXCHANGE EARNINGS AND OUTGO**

The information pertaining to conservation of energy, technology absorption, Foreign Exchange Earnings and Outgo as required under Section 134(3)(m) of the Companies Act, 2013 read with Rule 8(3) of the Companies (Accounts) Rules, 2014 is furnished in **Annexure I** to this report.

#### **8. RISK MANAGEMENT**

The Risk Management Committee formed by the Company ascertains the risks related to the Business of the Company, identifies the root causes and formulates the mitigation plans to control such risks.

The Committee assists the Board in overseeing that all the potential risks related to the business of the Company are properly identified & assessed and there is an adequate risk management infrastructure in place capable of addressing those risks.

#### **9. CORPORATE SOCIAL RESPONSIBILITY**

The brief outline of the Corporate Social Responsibility (CSR) Policy of the Company and the initiatives undertaken by the Company on CSR activities during the financial year are set out in **Annexure II** to this report in the format prescribed in the Companies (Corporate Social Responsibility Policy) Rules, 2014.

The CSR Policy is available on the website of the Company. The Link of the website is <http://www.bsedelhi.com>.

## 10. PARTICULARS OF LOANS, GUARANTEES GIVEN OR INVESTMENTS MADE

During the year, the Company has not given any loan, provided any Guarantee or made any Investment under Section 186 of the Companies Act, 2013.

## 11. PARTICULARS OF CONTRACTS OR ARRANGEMENTS WITH RELATED PARTIES

None of the transactions during the financial year 2018-19 fall under the scope of Section 188(1) of the Companies Act, 2013. Information on transactions with related parties pursuant to Section 134(3)(h) of the Companies Act, 2013 read with Rule 8(2) of the Companies (Accounts) Rules, 2014 is furnished in **Annexure III** in Form AOC-2 and the same forms part to this report.

## 12. COMPANY'S POLICY RELATING TO DIRECTORS' APPOINTMENT AND PAYMENT OF REMUNERATION

The Nomination and Remuneration Committee of the Board has devised a policy for selection, appointment and remuneration of Directors, Key Managerial Personnel and employees of the Company who are categorized into Top Management Cadre and Senior Management Personnel. The Committee has formulated the criteria for determining qualifications, positive attributes and independence of Directors, which has been put up on the Company's website at <http://www.bsedelhi.com>.

The salient features of the Company's Nomination and Remuneration Policy is furnished in **Annexure IV** to this report in terms of the proviso to Section 178(4)(c) of the Companies Act, 2013.

## 13. EXTRACT OF ANNUAL RETURN

In accordance with the Companies Act, 2013, an extract of annual return in Form MGT-9 is annexed as **Annexure V** and is also available at <http://www.bsedelhi.com>.

## 14. HOLDING, SUBSIDIARY, JOINT VENTURE AND ASSOCIATE COMPANIES

Your Company is a subsidiary of Reliance Infrastructure Limited in terms of the provisions of Section 2(46) of the Companies Act, 2013.

Also, the Company does not have any Subsidiary, Joint Venture or Associate Company.

## 15. DIRECTORS AND KEY MANAGERIAL PERSONNEL

### • Board of Directors

The changes in the members of the Board of Directors of the Company during the period under review were:

- ✓ Shri Surinder Singh Kohli was re-appointed as an Independent Director for second term w.e.f. January 30, 2019.

- ✓ Shri Punit Narendra Garg and Shri Suresh Madihally Rangachar, Nominee of Reliance Infrastructure Limited were appointed as Additional Directors w.e.f. April 10, 2019 on the Board of the Company on account of withdrawal of nomination of Shri Gopal Krishna Saxena and Shri Rana Ranjit Rai respectively w.e.f. April 10, 2019 by Reliance Infrastructure Limited.

None of the Directors of the Company are disqualified from being appointed as directors as specified in Section 164(2) of the Companies Act, 2013.

- **Director liable to retire by rotation**

Shri Virendra Singh Verma, Director of the Company is liable to retire by rotation at the ensuing Annual General Meeting and being eligible, offers himself for re-appointment.

- **Key Managerial Personnel**

Shri Amal Sinha was re-appointed as Chief Executive Officer of the Company in the Board Meeting (Adjourned) held on July 28, 2018 for a period of two years or till the next meeting of Board of Directors held after the appointment of nominee directors of Delhi Power Company Limited, whichever is earlier

## 16. DECLARATION BY INDEPENDENT DIRECTORS

The Company received the declaration of independence from all the Independent Directors pursuant to the provisions of Section 149(7) of the Companies Act, 2013 that he/she meets the criteria of independence laid down in Section 149(6) of the Companies Act, 2013.

## 17. NUMBER OF BOARD MEETINGS CONDUCTED DURING THE YEAR UNDER REVIEW

During the financial year 2018-19, four (04) meetings of the Board of Directors were held and details of the meetings are given below:

S. No.	Type of Meeting	Date of the Meeting	*Date of Adjourned Meeting
1.	Board Meeting	April 14, 2018	April 21, 2018
2.		July 21, 2018	July 28, 2018
3.		October 13, 2018	October 20, 2018
4.		January 23, 2019	January 30, 2019

*\* In terms of clause 3.15 of Shareholders Agreement, the quorum for the meetings of the Board shall be at least one nominee Director of Reliance Infrastructure Limited and one nominee Director of Delhi Power Company Limited ("DPCL"). If such quorum is not present in the meeting, then that meeting shall be adjourned to the same day and the same time in the following week and in such adjourned meeting, the directors may transact the business even if the quorum mentioned above is not present. Since August 04, 2016, due to absence of any DPCL Nominee in the Board, the Board and its Committee Meetings are getting adjourned. During the year, due to non-representation of any DPCL Nominee on the Board, all the four Board meetings were adjourned.*

The attendance of the Directors during the financial year 2018-19 is as follows:

Name of Director	Board Meetings held during the year	Eligibility	Board Meetings attended <sup>1</sup>	Attendance at the previous AGM	Number of directorship (including BRPL as on March 31, 2019)
Shri Lalit Jalan	4	4	1	No	12 (including directorship in seven private companies)
Shri Surinder Singh Kohli <sup>2</sup>	4	1	1	No	11 (including directorship in one private company)
Shri Gopal Krishna Saxena	4	4	4	Yes	3
Shri Rana Ranjit Rai	4	4	2	No	2
Shri Ajit Keshav Ranade	4	4	2	Yes	7 (including directorship in one private company)
Shri Anjani Kumar Sharma	4	4	4	No	5 (including directorship in three private companies)
Ms. Ryna Zaiwalla Karani	4	4	4	Yes	8 (including directorship in two private companies)
Shri Virendra Singh Verma	4	4	4	Yes	6 (including directorship in one private company)

<sup>1</sup>Meeting attended by the Director either Original/Adjourned or both have been considered as one meeting.

<sup>2</sup>Shri Surinder Singh Kohli appointed as an Independent Director w.e.f. January 30, 2019.

**Notes:**

- a) None of the Directors hold membership of more than 10 Committees of the Board and Chairmanship of more than 5 Committees of the Board across the companies with which they are associated as directors.
- b) The number of directorship includes directorship in all companies.
- c) Shri Gopal Krishna Saxena and Shri Rana Ranjit Rai ceased to be directors of the Company on account of withdrawal of nomination by Reliance Infrastructure Limited w.e.f. April 10, 2019.

**The composition of the Board of Directors of the Company as on date of report is as under:**

1. Shri Lalit Jalan, Chairperson
2. Shri Surinder Singh Kohli, Independent Director
3. Shri Ajit Keshav Ranade, Independent Director
4. Shri Anjani Kumar Sharma, Independent Director
5. Ms. Ryna Zaiwalla Karani, Independent Director



6. Shri Virendra Singh Verma, Director
7. Shri Punit Narendra Garg\*, Additional Director
8. Shri Suresh Madihally Rangachar\*\*, Additional Director

\* Shri Punit Narendra Garg appointed as Additional Director on account of withdrawal of nomination of Shri Gopal Krishna Saxena by Reliance Infrastructure Limited w.e.f. April 10, 2019

\*\* Shri Suresh Madihally Rangachar appointed as Additional Director on account of withdrawal of nomination of Shri Rana Ranjit Rai by Reliance Infrastructure Limited w.e.f. April 10, 2019

## 18. AUDIT COMMITTEE

During the financial year 2018-19, four (04) meetings of the Audit Committee of the Board of Directors were held and details of the meetings are given below:

S. No.	Type of Meeting	Date of the Meeting	*Date of Adjourned Meeting
1.	Audit Committee Meeting	April 14, 2018	April 21, 2018
2.		July 21, 2018	July 28, 2018
3.		October 13, 2018	October 20, 2018
4.		January 23, 2019	January 30, 2019

\* In terms of clause 3.15 of Shareholders Agreement, the quorum for the meetings of the Board shall be at least one nominee Director of Reliance Infrastructure Limited and one nominee Director of Delhi Power Company Limited ("DPCL"). If such quorum is not present in the meeting, then that meeting shall be adjourned to the same day and the same time in the following week and in such adjourned meeting, the directors may transact the business even if the quorum mentioned above is not present. Since August 04, 2016, due to absence of any DPCL Nominee in the Board, the Board and its Committee Meetings are getting adjourned. During the year, due to non-representation of any DPCL Nominee on the Board, all the four Audit Committee meetings were adjourned.

The attendance of the Members of Audit Committee during the financial year 2018-19 is as follows:

Name of Director	Designation	Meetings held during the year	Eligibility	Meetings attended <sup>1</sup>
Ms. Ryna Zaiwalla Karani	Chairperson	4	4	4
Shri Anjani Kumar Sharma	Member	4	4	4
Shri Gopal Krishna Saxena	Member	4	4	4

<sup>1</sup>Meeting attended by the members either Original/Adjourned or both have been considered as one meeting.

The Audit Committee of the Company was re-constituted by the Board of Directors in their meeting held on January 30, 2019 (adjourned) pursuant to appointment of Shri Surinder Singh Kohli as an Independent Director & Chairperson of the Audit Committee.

The Audit Committee was again re-constituted by the Board of Directors in their meeting held on April 30, 2019 (adjourned) on account of withdrawal of nomination of Shri Gopal Krishna Saxena and appointment of Shri Punit Narendra Garg as Additional Director by Reliance Infrastructure Limited w.e.f. April 10, 2019. Shri Punit Narendra Garg was appointed as member of Audit Committee w.e.f. April 30, 2019.

The composition of Audit Committee as on date of report is as under:

1. Shri Surinder Singh Kohli, Chairperson
2. Shri Anjani Kumar Sharma, Member
3. Ms. Ryna Zaiwalla Karani, Member
4. Shri Punit Narendra Garg, Member

All the members of Audit Committee are Non-executive Directors.

## 19. VIGIL MECHANISM

The Company has in place a Whistle Blower Policy under vigil mechanism to enable the Directors and Employees to report their genuine concerns and grievances to the Ethics Committee of the Company formed for the purpose.

Pursuant to the policy, directors and employees of the Company can raise their concerns relating to fraud, malpractice and any other activity or event which is against the interest of the Company and also the whistle blower may directly approach the Chairperson of the Audit Committee, in exceptional circumstances.

The Company has provided adequate safeguards against victimization of employees and directors who express their concerns.

## 20. INTERNAL FINANCIAL CONTROLS

The Company has adequate internal financial control mechanism to provide reasonable assurance regarding the reliability of financial reporting and the preparation of financial statements. Such controls were duly tested during the financial year 2018-19 and no material reportable weaknesses in the design or operation were observed.

## 21. NOMINATION AND REMUNERATION COMMITTEE

During the financial year 2018-19, three (03) meetings of the Nomination and Remuneration Committee of the Board of Directors were held and details of the meetings are given below:

S. No.	Type of Meeting	Date of the Meeting	*Date of Adjourned Meeting
1.	Nomination and Remuneration Committee Meeting	July 21, 2018	July 28, 2018
2.		October 13, 2018	October 20, 2018
3.		January 23, 2019	January 30, 2019

*\* In terms of clause 3.15 of Shareholders Agreement, the quorum for the meetings of the Board shall be at least one nominee Director of Reliance Infrastructure Limited and one nominee Director of Delhi Power Company Limited ("DPCL"). If such quorum is not present in the meeting, then that meeting shall be adjourned to the same day and the same time in the following week and in such adjourned meeting, the directors may transact the business even if the quorum mentioned above is not present. Since August 04, 2016, due to absence of any DPCL Nominee in the Board, the Board and its Committee Meetings are getting adjourned. During the year, due to non-representation of any DPCL Nominee on the Board, all the three Nomination and Remuneration Committee meetings were adjourned.*

The attendance of the Members of Nomination and Remuneration Committee during the financial year 2018-19 is as follows:

Name of Director	Designation	Meetings held during the year	Eligibility	Meetings attended <sup>1</sup>
Shri Gopal Krishna Saxena	Chairperson	3	3	3
Shri Anjani Kumar Sharma	Member	3	3	3
Ms. Ryna Zaiwalla Karani	Member	3	3	3

<sup>1</sup>Meeting attended by the members either Original/Adjourned or both have been considered as one meeting.

The Nomination and Remuneration Committee of the Company was re-constituted by the Board of Directors in their meeting held on January 30, 2019 (adjourned) pursuant to appointment of Shri Surinder Singh Kohli as an Independent Director & Chairperson of the Nomination & Remuneration Committee.

The Nomination and Remuneration Committee again re-constituted by the Board of Directors in their meeting held on April 30, 2019 (adjourned) on account of withdrawal of nomination of Shri Gopal Krishna Saxena and appointment of Shri Punit Narendra Garg as Additional Director by Reliance Infrastructure Limited w.e.f. April 10, 2019. Shri Punit Narendra Garg was appointed as member of Nomination & Remuneration Committee w.e.f. April 30, 2019.

The composition of Nomination & Remuneration Committee as on date of report is as under:

1. Shri Surinder Singh Kohli, Chairperson
2. Shri Anjani Kumar Sharma, Member
3. Shri Punit Narendra Garg, Member

All the members of Nomination and Remuneration committee are Non-executive Directors.

## 22. CORPORATE SOCIAL RESPONSIBILITY COMMITTEE (CSR)

During the financial year 2018-19, two (02) meetings of the CSR Committee of the Board of Directors were held and details of the meetings are given below:

S. No.	Type of Meeting	Date of the Meeting	*Date of Adjourned Meeting
1.	CSR Committee Meeting	April 14, 2018	April 21, 2018
2.		October 13, 2018	October 20, 2018

\* In terms of clause 3.15 of Shareholders Agreement, the quorum for the meetings of the Board shall be at least one nominee Director of Reliance Infrastructure Limited and one nominee Director of Delhi Power Company Limited ("DPCL"). If such quorum is not present in the meeting, then that meeting shall be adjourned to the same day and the same time in the following week and in such adjourned meeting, the directors may transact the business even if the quorum mentioned above is not present. Since August 04, 2016, due to absence of any DPCL Nominee in the Board, the Board and its Committee Meetings are getting adjourned. During the year, due to non-representation of any DPCL Nominee on the Board, all the two Corporate Social Responsibility Committee meetings were adjourned.

The attendance of the members of CSR Committee during the financial year 2018-19 is as follows:

Name of Director	Designation	Meetings held during the year	Eligibility	Meetings attended <sup>1</sup>
Ms. Ryna Zaiwalla Karani	Chairperson	2	2	2
Shri Rana Ranjit Rai	Member	2	2	1
Shri Gopal Krishna Saxena	Member	2	2	2

<sup>1</sup>Meeting attended by the members either Original/Adjourned or both have been considered as one meeting.

The CSR Committee of the Company was re-constituted by the Board of Directors in their meeting held on January 30, 2019 (adjourned) pursuant to appointment of Shri Surinder Singh Kohli as an Independent Director. Shri Kohli was appointed as Chairperson of the Committee in place of Ms. Ryna Zaiwalla Karani.

The CSR Committee again re-constituted by the Board of Directors in their meeting held on April 30, 2019 (adjourned) on account of withdrawal of nomination of Shri Gopal Krishna Saxena and Shri Rana Ranjit Rai and appointment of Shri Punit Narendra Garg and Shri Suresh Madihally Rangachar respectively as Additional Director by Reliance Infrastructure Limited w.e.f. April 10, 2019. Shri Ajit Keshav Ranade was appointed as Chairperson and Shri Punit Narendra Garg was appointed as member of the CSR Committee with effect from April 30, 2019.

The composition of CSR Committee as on date of report is as under:

1. Shri Ajit Keshav Ranade, Chairperson
2. Shri Surinder Singh Kohli, Member
3. Shri Punit Narendra Garg, Member

All the members of CSR Committee are Non-executive Directors.

### **23. INVESTMENT COMMITTEE**

The Company has an Investment Committee for the following objectives:

- i) To invest the short term surplus funds of the Company in Government Securities, Fixed Deposits with Nationalized Banks and Inter Corporate Deposit with BSES Yamuna Power Limited up to a maximum limit as per Section 186 of the Companies Act, 2013, and
- ii) To ensure optimum utilization of funds in the interest of the Company.

No Investment Committee meeting was held during the financial year 2018-19.

The Investment Committee of the Company was re-constituted by the Board of Directors in their meeting held on January 30, 2019 (adjourned) pursuant to appointment of Shri Surinder Singh Kohli as an Independent Director & Chairperson of the Investment Committee.

The Investment Committee again re-constituted by the Board of Directors in their meeting held on April 30, 2019 (adjourned) on account of withdrawal of nomination of Shri Gopal Krishna Saxena and Shri Rana Ranjit Rai and appointment of Shri Punit Narendra Garg and Shri Suresh Madihally Rangachar respectively as Additional Director by Reliance Infrastructure Limited w.e.f. April 10, 2019.

Shri Anjani Kumar Sharma and Shri Punit Narendra Garg were appointed as member of the Investment Committee with effect from April 30, 2019.

The composition of Investment committee as on date of report is as under:

1. Shri Surinder Singh Kohli, Chairperson
2. Shri Anjani Kumar Sharma, Member
3. Shri Punit Narendra Garg, Member

All the members of Investment committee are Non-executive Directors.

#### **24. ANNUAL PERFORMANCE EVALUATION OF THE BOARD, COMMITTEES AND DIRECTORS**

The Nomination and Remuneration Committee reviewed the Policy for evaluation of performance of the Board of Directors during FY 2018-19. The policy was revised with the approval of the Nomination and Remuneration Committee and Board of Directors respectively in their meeting (adjourned) held on January 30, 2019.

The Board carried out an annual performance evaluation of its own performance and that of its committees and individual directors as per the mechanism for such evaluation adopted by the Board. The performance evaluation of the Chairman, the Non-Independent Directors and the Board as a whole was carried out by the Independent Directors. The exercise of performance evaluation was carried out through a structured evaluation process covering various aspects of the Board functioning such as composition of the Board & Committees, experience & competencies, performance of specific duties & obligations, contribution at the meetings and otherwise, independent judgement, governance issues etc.

The Company's policy on directors' appointment and remuneration and other matters provided in Section 178(3) of the Companies Act, 2013 is available on the website of the Company at [www.bsesselhi.com](http://www.bsesselhi.com).

The Independent Directors met on January 30, 2019, without the presence of Non-Independent Directors and members of the Management. The Independent Directors reviewed the performance of Non-Independent Directors and the Board as a whole; the performance of the Chairman of the Company, taking into account the views of Executive Directors and Non-Executive Directors and assessed the quality, quantity and timeliness of flow of information between the Company Management and the Board that is necessary for the Board to effectively and reasonably perform their duties. The meeting was attended by all the Independent Directors.

## **25. STATUTORY AUDITORS AND THEIR REPORT**

Pursuant to the provisions of Section 139 and all other applicable provisions, if any, of the Companies Act, 2013 read with the Companies (Audit and Auditors) Rules, 2014, M/s Haribhakti & Co., LLP, Chartered Accountants, was re-appointed as Statutory Auditors of the Company by the Members of the Company in their Annual General Meeting held on September 27, 2018 for the second term of two consecutive years to hold office from the conclusion of 17th Annual General Meeting till the conclusion of 19th Annual General Meeting of the Company.

There were no qualifications, reservation or adverse remarks made by the Statutory Auditors of the Company in the Auditors' Report 2018-19 of the Company. The comments of the Auditors in their Report and the notes forming part of the Accounts are self explanatory.

## **26. SECRETARIAL AUDITORS AND SECRETARIAL AUDIT REPORT**

Pursuant to the provisions of Section 204 of the Companies Act, 2013 read with Companies (Appointment and Remuneration of Managerial Personnel) Rules, 2014, M/s T. Sharad & Associates, Company Secretaries, performed the Secretarial Audit of the Company. The Secretarial Audit Report for financial year 2018-19 is annexed, which forms part of this report, as **Annexure VI**.

There were no qualifications, reservation or adverse remarks made by Secretarial Auditor of the Company in their Secretarial Audit Report.

The Board has re-appointed M/s T. Sharad & Associates, Company Secretaries, as Secretarial Auditors for the financial year 2019-20.

## **27. COST AUDITORS AND COST AUDIT REPORT**

Pursuant to the provisions of Section 148 of the Companies Act, 2013 and the Companies (Audit and Auditors) Rules, 2014, the Board of Directors have re-appointed M/s Jitender, Navneet & Company, Cost Accountants for conducting the cost audit of the Company for the financial year ended March 31, 2020. The Cost Auditor have confirmed that their appointment is within the limits prescribed under Section 141(3)(g) of the Companies Act, 2013 and certified that they are free from any disqualifications as specified under Section 141 read with Sections 139 and 148 of the Companies Act, 2013.

The Company maintains the cost audit records as specified by the Central Government under Section 148(1) of the Companies Act, 2013 and submits its Cost Audit Report with the Ministry of Corporate Affairs within the stipulated time period.

## **28. DISCLOSURE REQUIRED UNDER SEXUAL HARASSMENT OF WOMEN AT WORKPLACE (PREVENTION, PROHIBITION AND REDRESSAL) ACT, 2013**

As per the requirement of the provisions of the Sexual Harassment of Women at Workplace (Prevention, Prohibition & Redressal) Act, 2013 ("POSH Act") read with rules made there-under, your Company has constituted Internal Complaints Committee ("ICC") as per

requirement of the Act which is responsible for redressal of complaints relating to sexual harassment of women at workplace.

The ICC of the Company focuses on awareness among employees on the POSH Act. ICC conducts various awareness sessions/workshops periodically for the employees across various department/cadres of BRPL to cover the diverse aspects of the POSH Act, including but not limited to the provision under the POSH Act, procedure of lodging complaint, procedure for investigations, timelines, penalty and provision in case of malicious complaint. For continuous update and up-gradation, ICC members attended workshop and training session on POSH Act. In the FY 2018-19, total Seven (7) workshops/awareness sessions were conducted for employees of the Company by ICC.

During the year, total three (3) complaints were registered with ICC. The summary of the complaints received and disposed off during the financial year 2018-19 is as under:

- a) No. of Complaints received: 03
- b) No. of Complaints disposed: 02
- c) Complaint under investigation: 01\*

*\* received on March 19, 2019.*

## **29. DETAILS OF SIGNIFICANT AND MATERIAL ORDERS PASSED BY THE REGULATORS OR COURTS OR TRIBUNALS**

During the period under review, there were no significant and material orders passed by the Regulators/Courts/Tribunals which may impact the going concern status of the Company and its future operations. However, members' attention is drawn to the statement on contingent liabilities, commitments in the notes forming part of the Financial Statements.

## **30. DIRECTORS' RESPONSIBILITY STATEMENT**

According to the provisions of Section 134(5) of the Companies Act, 2013, the Board of Directors, to the best of their knowledge and ability, confirm that:

- a. In the preparation of the annual accounts for the financial year ended March 31, 2019, the applicable accounting standards had been followed along with proper explanation relating to material departures;
- b. The directors had selected such accounting policies and applied them consistently and made judgements and estimates that are reasonable and prudent so as to give a true and fair view of the state of affairs of the Company as at March 31, 2019 and of the profit and loss of the Company for that period;
- c. The directors had taken proper and sufficient care for the maintenance of adequate accounting records in accordance with the provisions of the Companies Act, 2013 for safeguarding the assets of the Company and for preventing and detecting fraud and other irregularities;
- d. The directors had prepared the annual accounts on a 'going concern' basis; and

- e. The directors had devised proper systems to ensure compliance with the provisions of all applicable laws and that such systems were adequate and operating effectively.

### **31. COMPLIANCE OF APPLICABLE SECRETARIAL STANDARDS**

The Board of Directors confirm to the best of their knowledge and ability that the Company has complied with the requirements of Secretarial Standards issued by The Institute of Company Secretaries of India with respect to Board Meetings and General Meetings.

### **ACKNOWLEDGEMENTS**

The Board of Directors sincerely thank the Government of National Capital Territory of Delhi, Delhi Electricity Regulatory Commission, Delhi Power Company Limited, Delhi Transco Limited, Reliance Infrastructure Limited, Power Suppliers, Power Finance Corporation Limited, Bankers, Customers, Various Government Authorities, Employees of the Company and All Other Stakeholders for their support to the Company during the FY 2018-19.

**On behalf of the Board of Directors  
For BSES Rajdhani Power Limited**

Sd/-

**LALIT JALAN**

Chairperson

DIN:00270338

Address:49 Usha Kiran Building,  
15, M L Dahanukar Marg,  
Mumbai, 400026, Maharashtra

Date: April 30, 2019  
Place: New Delhi



**INFORMATION PURSUANT TO SECTION 134 (3) (m) OF THE COMPANIES ACT, 2013 READ WITH RULE 8 (3) OF THE COMPANIES (ACCOUNTS) RULE, 2014, FORMING PART OF BOARD'S REPORT FOR THE FINANCIAL YEAR 2018-19.**

**A. CONSERVATION OF ENERGY**

PROJECT NAME	OBJECTIVE	BRIEF DESCRIPTION	STATUS/PROGRESS
<p><b>Roof top solar PV Installations</b></p>	<p>DERC had notified "Net Metering Regulation" in the month of September 2014. After installation of the Solar Plant, approvals and installation of Net Meter by the licensee (BRPL), consumer gets benefit by way of reduced electricity bills.</p> <p>The installation of solar roof-top reduces burden on the grids for DISCOMs and for consumers it reduces electricity bills and generates income from excess power generated by the solar roof-top.</p>	<p>Net metering is a service under which electricity generated by the applicant from an eligible on-site generating facility and delivered to the local distribution facilities may be used to offset electricity provided by the distribution company to the applicant. Excess units that remain unadjusted against consumption at the end of the financial year are then encashed to the applicant at a rate fixed by the regulator.</p> <p>BSES Rajdhani Power Ltd. (BRPL) and Deutsche Gesellschaft für Internationale Zusammenarbeit (GIZ) GmbH, have signed a Memorandum of Understanding (MoU) for a period of two year. The partnership will explore collaboration opportunities with respect to promotion of Rooftop Solar, Energy Storage systems, Electric Vehicles and Smart Grid initiatives. The outcome of studies shall help BRPL in smooth implementation of Rooftop solar PV, system planning considering future growth and higher penetration of solar PV based upon capacity addition targets set by goal.</p>	<p>1. Total 734 net metering applications processed with capacity of 23.02 MW in FY 2018-19.</p> <p>2. Total no. of net metering installations till March 31, 2019 – 1,332 for 44.44 MW</p>

<p><b>DSM Energy Efficient programs</b></p>	<p><b>AC Replacement scheme</b></p>	<p><b>BRPL AC replacement Scheme:</b> BRPL launched a limited period 'AC Replacement Scheme' in partnership with leading air conditioner manufacturers.</p> <p>The Scheme offers 10,000 ACs of 1.5 ton. It enables consumers, residing in South and West Delhi, to exchange their old ACs with the new energy efficient rated 5-star rated ACs at a substantial discount.</p> <p>DERC has extended the Scheme till September 20, 2019 or installation of 10,000 AC's whichever is earlier. Customers can enroll in the Scheme through online as well as offline mode.</p>	<p>Total number of installations till March 31, 2019 – 3,200.</p>
<p><b>National Programme for Energy Efficient Appliances</b></p>	<p><b>Implementation of super efficient BLDC fan program under Demand Side Management Program in BRPL</b></p>	<p>BRPL, in partnership with Atomberg Technologies (an IIT / IIM alumni start up) is facilitating the sale of energy efficient 'Brush Less DC (BLDC) motor fans at heavily discounted prices for the residents of South and West Delhi.</p> <p>These fans are 50% more efficient than the conventional ones.</p> <p>Some more Manufacturers of BLDC fans have approached BRPL for promotion of products.</p>	<p>i. Total number of sales: 490 as on March 31, 2019.</p>

	<p>In principal approval for conducting the bidding of rate contract of BLDC fans is under approval from Hon'ble commission.</p> <p><b>Distribution of Energy Efficient Appliances (9 W LED Bulbs, 20 W Tube lights, BEE 5 star rated Energy Efficient Appliances)</b></p> <p>BRPL tied up with M/S Energy Efficiency Services Ltd for promotion of Energy Efficiency products (LED bulb, LED Tube Light and Energy Efficient Fan) through customer care centers. Under this scheme Energy efficient appliances are offered at very competitive price as compared to market price.</p>	<p>1.Total sale data for FY 2018-19</p> <ul style="list-style-type: none"> <li>i. 9W LED bulbs: 64,053</li> <li>ii. Replaced Bulbs: 20,216</li> <li>iii. 20 W LED Tube lights : 272</li> </ul> <p>2. Total number of sale till March 31, 2019 is:</p> <ul style="list-style-type: none"> <li>i. 9W LED Bulbs : 41,61,266</li> <li>ii. 20W Tube lights : 54,726</li> <li>iii. 50W Energy efficient fans: 3,475.</li> </ul>
	<p><b>Online distribution of Energy Efficient appliances</b></p> <p>BRPL tied up with M/s Energy Efficiency Service Ltd for promotion of Energy Efficient Appliances on February 21, 2019 where BRPL consumers can buy the appliances through EESL portal "<a href="http://eeslmart.in/">http://eeslmart.in/</a>".</p> <p>The appliances offered through the portal are:</p> <ul style="list-style-type: none"> <li>i. Super-Efficient 1.5TR Split Air Conditioners</li> <li>ii. 9W LED bulbs</li> <li>iii. 20W LED Tube Lights</li> <li>iv. 50W Energy Efficient fans</li> <li>v. Induction Gas Stove</li> </ul>	<p>Actual process will start from month of May, 2019. It is estimated that Super-Efficient AC programme will also help to reduce the peak power demand in South and West Delhi by 22MW</p>

**B. TECHNOLOGY ABSORPTION****Efforts made towards technology absorption**

1. Central Monitoring System (CMS) Pilot for Rooftop Solar PV plants: CMS for integration of all Rooftop solar PV Project sites at a single dashboard is under process. A successful pilot is already in place. The same is required for accurate forecasting of solar generation and accurate power scheduling.
2. Central Monitoring System (CMS) Pilot for EV charging stations: A pilot has been implemented with one vendor for Analytical Cloud Based Platform for Electric Vehicle (EV) Charging Station Asset Management/ Operation.
3. Pilot Project on Real Time DT Sub-Station Data Monitoring: Internet of Things (“IoT”) solution has been deployed in Mukherjee Park Sub-division of Tagore Garden for monitoring of Distribution sub-stations that enables BRPL to achieve highest possible operational value from their assets based on risk & condition based monitoring through real-time information from a combination of ‘on-asset’ deployed sensors, advanced meter data infrastructure and an enterprise grade field force application.
4. Behavioural Energy Efficiency Program: BRPL has launched India’s first Behavioural Energy Efficiency (BEE) program in association with Oracle Utilities. We provide insights on how energy is used at homes and generate individual customised Home Energy Reports to 2 lakh customers in South and West Delhi. Under the project, study of individual lifestyle and energy consumption habits will be carried out.
5. Category: New products
  - a. Monopole used in EHV Transmission.
  - b. Cable entry points – Total sealing against fire/ rodents
  - c. 66KV cable within built fibre optics
  - d. Introduction of Polymer insulator-Silicon rubber shed provide perfect hydrophobic performance.
  - e. Installation of Li-ion Battery - 5 nos. in different Grids
  - f. Multi-step 11KV Automatic Power Factor Control (APFC)-Capacitor bank – 20 nos. commissioned at various Grids
  - g. Introduction of Chemical earthing at 5 Grids
  - h. HFC gas-based Fire suppression system and early smoke detection system were commissioned in one Grid in FY 18-19.

- i. XLPE Covered conductor to replace bare conductor coming in close proximity of trees to avoid interruptions.
  - j. Spun Pole to be used for 50 kVA/400 kVA DT.
  - k. Sph Breaker Low cost product, highly use full in HVDS network
  - l. FPI Communicable modem: 230 Modem installed
  - m. Outage monitoring unit- Planned to install 3000 Modem at DTs
  - n. Installation of Breakers: We have planned to install 150 breakers in series on long feeders/HVDS Network.
  - o. GPRS modem to installed at KCC (Key Consumers Cell)
6. New procedure
- 6.1. Turnkey EHV projects– Turnkey model was tried for grid-stations in the past which was successful in ensuring material supply, workmanship as well as ensuring timelines for the projects. In 2018-19, we have tried the same concept for EHV underground feeders also.
  - 6.2. Ultrasound scanning of EHV system – we used this technique, during 2018-19, to assess the internal condition of the enclosed EHV system, especially 33 KV & 11 KV indoor S/G panels as well as power transformer internal connections during heavy load flow.
  - 6.3. Online PTW project taking permit to work for maintenance activity through online method like TAB and Android platform in additional to existing manual method.
  - 6.4. CBLS application in SCADA: Condition based load shedding to prevent the tripping of Over loading PTRs
7. New process development – O&M process
- a) Dial before Dig (DBD)
    - It is an intimation service put in place to assist O&M personnel in preventing damage to underground cables due to excavation work
    - Utility Developed on i-OMS platform
    - Dedicated Toll free number and Whats App number published
  - b) Usage of Tabs by MMG team, Surveillance team and Loss Reduction team

Mobile APP introduced for tracking Loss Reduction activities online – Scheme wise, Division wise, Vendor wise Distribution Transformer Cleaning and online MCR for new connections

- c) Project Lakshya: Project initiated to reduce failure of DT in field
  - d) Project Sanklap: Project initiated to reduce outage in field.
  - e) 11 kV bench: A dedicated 24X7 outage management cell, which monitor outages/complaints. This cell has smoothen the process of complaint handling and is now one stop window to get any information about outage or to expedite any complaint.
  - f) Smart TAB to all complaint centers, field staff and AMC vendors: Total outages in BRPL is managed on special module called IOMs. This is an electronic register where complaints and outages are manually/automatically registered and field team enters activity done by them. This is a real time module. In order to have good access of this live/ online module all complaint centers, field staff and vendors are provided tabs where in they can see the status anywhere and anytime.
  - g) Introduction of trend analysis - This year, in preventive maintenance, PTR health was judged based on test data and last 3 years trend (of electrical tests + DGA data). This enabled us to identify 11 PTRs as “potential failure” cases. Out of the 11 cases, we took action in 10 PTRs before they could get damage.
8. Online monitoring of 40 Nos of PTRs for maintaining Voltage profile by A-berlay monitoring unit, issue of Online PTW through mobile app (WIP), Grid unmanned – through SCADA.
9. Promoting Micro-inverters for the Roof top solar PV (Photo Voltaic) installations.
10. Artificial Intelligence (AI) based Day Ahead/Intra-day Demand Forecasting Services implemented for day ahead and intra-day power scheduling. The model learns with data coming in and therefore, its accuracy is expected to increase with passage of time.

**Benefits derived like product improvement, cost reduction, product development or import substitution**

**Benefits:**

1. Central Monitoring System for Rooftop Solar PV Projects helps the consumers and DISCOM in visualizing their energy generation from the plants. DISCOMs will be able to have visibility on the solar generation; thereby enabling to consider it in the daily power scheduling.
2. Central Monitoring System for Electric Vehicle Charging Stations helps the consumer in identification of the nearest charging stations and provides billing Platform based on the services provided. It will help DISCOM in Modeling energy requirement and demand forecasting for energy requirement of EV's. Remote operation of the EV chargers based on the local network conditions so as to avoid grid overloading. It will also be helpful in Participation in Demand Response program / Time of Day Tariff.
3. Real Time DT Sub-Station Data monitoring system is highly useful to improve reliability through Improved SAIFI & SAIDI, Voltage Regulation, Power Factor, etc. It is also useful in reduction of DT failures due to Oil Thefts, Leakage, Over-Loading, Un-Balancing and fault identification. It can be used for analysis of input energy & power quality and Loss Reduction Drive through Real Time DT Energy Meter Data.
4. Behavioural Energy Efficiency Program help in building customer connect through the Home Energy Reports, provided to the consumer, as they can effectively contribute towards reduction of the energy consumption and can get insights for the best practices that they can adopt and save in real time.
5. EHV Monopole resulted in space optimization.
6. Nitrogen based pipeline fire suppression system with sensor resulted in safety of Grid and panels installed thereat.
7. Cable entry points resulted in protection of life & assets against fire and water
8. Installation of Li-ion Battery. It has inbuilt battery management system. It results in reduction of O&M Cost, increased reliability and space optimization.
9. 66KV cable with fiber optics results in better Grid communication and SCADA integration
10. 24 hrs camera surveillance helps in monitoring the unauthorized entry in Grid
11. Multi step 11KV APFC, it helps in correction of power factor without manual intervention
12. Polymer insulators are easy to handle, light weight and UV protected
13. Turnkey EHV projects-It ensures desired quality of cables, better workmen ship, less site management issues and timely project delivery
14. Ultrasound scanning of EHV System, this technique helps in detecting the faults in budding stage and prevents failure

15. Dial before Dig, it helps in safeguarding the underground cables from theft and damages
16. Micro-inverters results in:
  - i) Increased yields through module-based Maximum Power Point (MPP) tracking. In case of shadow or other problems with a particular module of panes, the yield of other modules of panes is not impacted unlike current string inverters.
  - ii) Wide MPP tracking range increases system efficiency
  - iii) Easy & Faster installation via Plug & Play connectors and increased safety through elimination of high system voltages on the DC side
17. Optimal power purchase / sale on Power Exchange leading to reduced surplus and adequate power availability on day ahead basis. Better Deviation management within DERC specified limits, thereby better Grid security and avoidance / minimization of DSM related penalties.
18. Communicable FPI will help to detect feeder segment which has gone faulty. We can ensure faster restoration and faster fault correction.
19. Installation of Breakers will help to restrict fault in local area so that number of effected consumers will be less.
20. DT Outage monitoring units will help to attend DT outage as we will get immediate information of DT off.
21. GPRS modem will help online monitoring of supply outage for KCC consumers.
22. Spun Poles will help to meet space constraints near to overloaded DT locations
23. Operational highlights of EHV O&M in FY 18-19
  - i. EHV network sustained peak demand of 3081 MW in July 2018
  - ii. 14 pairs of PTRs operated in parallel for the first time in BRPL



### **C. FOREIGN EXCHANGE EARNINGS AND OUTGO**

Total Foreign Exchange earnings and outgo for the financial year 2018-19 are as follows:

- i. Total Foreign Exchange earnings : Nil
- ii. Total Foreign Exchange outgo : Rs. 9,53,815.00

**Annual Report on CSR activities to be included in the Board's Report**

- 1. A brief outline of the Company's CSR policy, including overview of projects or programs proposed to be undertaken and a reference to the web-link to the CSR policy and projects or programs.**

BRPL's CSR Policy is aimed at helping the community through its focus on skill development, literacy promotion, sanitation and creating awareness of general hygiene, providing health care services to the needy, self defence training to girls, promotion of healthy life style, energy conservation etc. The BRPL policy is framed to cover activities, projects and programs for the primary benefits of the underprivileged segments of the society.

The CSR Policy of the Company has been framed in consonance with The Companies (Corporate Social Responsibility Policy) Rules, 2014 under section 135 of the Companies Act, 2013. During the Financial year 2018-19, various CSR activities were undertaken by the Company through Adult literacy centres for Women, Energy conservation in government/MCD's Schools, Self-defense training for girls, tobacco de-addiction campaigns, eye-care, sanitation and women empowerment etc.

The contents of approved CSR policy of the Company are available on the web portal of BSES with the web link <http://www.bsesdelhi.com>.

- 2. The Composition of the CSR Committee**

The CSR Committee of the Company provides oversight of CSR Policy execution to ensure that the CSR objectives of the Company are met. The composition of CSR Committee as on date is as follows:

- Shri Ajit Keshav Ranade – Chairperson
- Shri Surinder Singh Kohli – Member
- Shri Punit Narendra Garg – Member

- 3. Average net profit of the company for last three financial years (calculated as per section 198 of the Companies Act, 2013)**

Rs. 135.82 Crores

- 4. Prescribed CSR Expenditure (two per cent of the amount as in item 3 above)**

Rs. 2.72 Crores

- 5. Details of CSR expenditure during the Financial year :**

- (a) Total amount to be spent for the financial year : Rs. 2.72 Crores  
(b) Amount unspent, if any: NIL

**(c) Manner in which the amount spent during the financial year is detailed below:**

(1)	(2)	(3)	(4)	(5)	(6)	(7)	(8)
S. No	CSR project or activity identified	Sector in which the Project is covered	Projects or programs (1) Local area or other (2) Specify the State and district where projects or programs were undertaken	Amount outlay (budget) project or programs wise FY-2018-19	Amount spent on the projects or programs (upto the reporting period) Sub – heads: (1) Direct expenditure on projects or programs (2) Overheads	Cumulative expenditure up to the reporting period	Amount spent : Direct or through implementing agency*
1	Adult Literacy Centre for Women programme	Education	South Delhi & West Delhi	Rs.1,08,80,000/-	(1) Direct expenditure on projects or programs Rs.1,37,00,162/- (2) Overheads- Nil	Rs.1,37,00,162/-	Engaged NGO partners M/s Sahyog Care For You/ Cequin Centre for Equity/Anmol Foundation/Matrix foundation
2	Energy Conservation on Govt/ MCD schools(Conservation and power theft)	Education/ Environment	South Delhi & West Delhi	Rs. 40,80,000/-	(1) Direct expenditure on projects or programs Rs.27,11,619.50/- (2) Overheads- Nil	Rs.27,11,619.50/-	In association with NGO M/s Sahyog Care For You/AL- Khaddim Foundation
3	Eye/ Blood Donation/ Tobacco-De- Addiction Camps	Health	South Delhi & West Delhi	Rs. 40,80,000/-	(1) Direct expenditure on projects or programs Rs.54,66,844.04/- (2) Overheads- Nil	Rs.54,66,844.04/-	Direct (association with Indian Red Cross Society and Ishawar Charitable Hospital/ Dr Sajeela Maini)
4.	Sanitation	Sanitation	South Delhi & West Delhi	Rs. 40,80,000/-	1) Direct expenditure on projects or programs Rs.25,00,000/- (2) Overheads- Nil	Rs.25,00,000/-	Direct(Sahyog Care for You)
5.	Miscellaneous	various activities like self defence training, sponsorship etc	South Delhi & West Delhi	Rs. 40,80,000/-	(1) Direct expenditure on projects or programs Rs. 46,06,460.66/- (2) Overheads- Nil	Rs.46,06,460.66/-	Direct(Trident Tactical Solution Pvt Ltd/ framtric Consulting/Huymun Khan/ESP Creative etc)
	<b>TOTAL</b>			<b>Rs.2,72,00,000/-</b>	<b>Rs. 2,89,85,086.20/-</b>	<b>Rs. 2,89,85,086.20/-</b>	<b>-----</b>

**Note:** The focus has been on the activities that received very good response on the ground such as eye care camps, tobacco de-addiction initiatives, self defence training for girls etc. Allocated amount was invested in activities that engaged people in positive way.

## 6. CSR Responsibility Statement

We hereby confirm that the implementation and monitoring of CSR Policy, is in compliance with CSR objectives and Policy of the company.

Sd/-  
**Shri Amal Sinha**  
Chief Executive Officer

Sd/-  
**Shri Ajit Keshav Ranade**  
Chairperson CSR Committee

Sd/-  
**Shri Deepak Shankar**  
Head – CSR

Place: New Delhi  
Date: April 30, 2019

**FORM NO. AOC-2**

(Pursuant to clause (h) of sub-section(3) of Section 134 of the Companies Act, 2013 and Rule 8(2) of the Companies (Accounts) Rules, 2014 – AOC-2)

Form for disclosure of particulars of contracts / arrangements entered into by the Company with related parties referred to in sub-section (1) of Section 188 of the Companies Act, 2013 including certain arm's length transactions under third proviso thereto.

**1. Details of Contracts or arrangements or transactions not at arm's length basis:  
Not Applicable**

During the financial year 2018-19, there were no contracts or arrangements or transactions entered by the Company, which were not at arm's length basis.

**2. Details of material Contracts or arrangements or transactions at arm's length basis:  
Not Applicable**

The Company has not entered into any material contracts or arrangements or transactions with related parties during the financial year 2018-19 in pursuance of Section 188 of the Companies Act, 2013 read with Rule 8(2) of the Companies (Accounts) Rules, 2014.

**SALIENT FEATURES OF NOMINATION AND REMUNERATION POLICY**

**Objectives:** The policy aims at achieving the specific objectives such as to attract highly competent talent to sustain and grow the Company's business; to build a high performance culture by aligning individual performance with business objectives and infusing performance differentiation and to motivate and retain high performers and critical talent at all levels of the organization.

**Scope and coverage:** The policy covers Directors, Key Managerial Personnel and employees of BSES Rajdhani Power Ltd. who are categorized into "Top Management Cadre and Senior Management Personnel".

**Key terms of the policy includes:**

The Non-Executive Directors may be paid sitting fees for attending the meetings of the Board and its committees of which they may be members, and commission within the regulatory limits as approved by the shareholders. The Commission, if any for respective financial year be recommended by the Nomination and Remuneration Committee and approved by the Board.

The break-up of the pay scale and quantum of perquisites etc. for the Executive Director, Manager, CEO, Top Management Cadre and Senior Management Personnel including Key Managerial Personnel (KMPs) shall be as per the Company's HR policies. The remuneration is divided into fixed and variable pay. The variable pay is based on the individual and business performance which is assessed through a robust annual performance appraisal process. Specific Board approval is required, in case of increment in remuneration of Executive Director/Manager/CEO.

**Retention features as part of compensation package:** Based on the organizational need for retaining high performing / critical executives, certain retention features may be rolled out from time to time as part of the overall compensation package. These may take form of Retention Bonuses, Special Monetary Programs, Long-term Incentives etc.

While attracting talent in critical positions also, such retention features could be incorporated as part of the compensation package.

The Nomination and Remuneration Policy is available on the website of the Company. The Link of the website is <http://www.bsedelhi.com>.

**FORM NO. MGT-9**  
**EXTRACT OF ANNUAL RETURN**  
**As on financial year ended on 31.03.2019**  
**Pursuant to Section 92 (3) of the Companies Act, 2013 and**  
**Rule 12 (1) of the Companies (Management & Administration) Rules, 2014**

<b>I REGISTRATION &amp; OTHER DETAILS:</b>									
i	CIN	U40109DL2001PLC111527							
ii	Registration Date	4/7/2001							
iii	Name of the Company	BSES Rajdhani Power Limited							
iv	Category/Sub-category of the Company	Public Company/Limited by shares							
v	Address of the Registered office & contact details	BSES Bhawan, Nehru Place, New Delhi – 110019, 011-30099999, www.bsesdelhi.com							
vi	Whether listed company	No							
vii	Name, Address & contact details of the Registrar & Transfer Agent, if any.	Alankit Assignments Limited, 205-208, Anarkali Complex, Jhandewalan Extension, New Delhi -110 055 Phone: +91-11-42541234, Fax: +91-11-42541201 Website : www.alankit.com							
<b>II PRINCIPAL BUSINESS ACTIVITIES OF THE COMPANY</b>									
All the business activities contributing 10% or more of the total turnover of the company shall be stated									
SL No.	Name & Description of main products/services	NIC Code of the Product /service				% to total turnover of the company			
1	Electric power generation, transmission and distribution	35109 - Collection and distribution of electric energy to households, industrial, commercial and other users n.e.c				98.87 %			
<b>III PARTICULARS OF HOLDING , SUBSIDIARY &amp; ASSOCIATE COMPANIES</b>									
SI No.	Name & Address of the Company	CIN/GLN		HOLDING/ SUBSIDIARY/ ASSOCIATE		% OF SHARES HELD		APPLICABLE SECTION	
1	Reliance Infrastructure Limited H Block, 1 <sup>st</sup> Floor, Dhirubhai Ambani Knowledge City, Navi Mumbai 400710 MH	L75100MH1929PLC001530		Holding Company		51%		Section 2 (46)	
<b>IV SHAREHOLDING PATTERN</b>									
<b>(Equity Share capital Break up as % to total Equity)</b>									
Category of Shareholders	No. of Shares held at the beginning of the year (As on 01-04-2018)				No. of Shares held at the end of the year (As on 31-03-2019)				% change during the year
	Demat	Physical	Total	% of Total Shares	Demat	Physical	Total	% of Total Shares	
<b>A. PROMOTERS</b>									
(1) Indian	0.00	0.00	0.00	0.00	0.00	0.00	0.00	0.00	0.00
a) Individual/HUF	0.00	5	5	0.00	5	0.00	5	0.00	0.00
b) Central Govt.	0.00	0.00	0.00	0.00	0.00	0.00	0.00	0.00	0.00
c) State Govt.	0.00	4	4	0.00	0.00	4	4	0.00	0.00
d) Bodies Corp.	103,99,99,989	2	103,99,99,991	100.00	103,99,99,989	2	103,99,99,991	100.00	0.00
e) Bank/FI	0.00	0.00	0.00	0.00	0.00	0.00	0.00	0.00	0.00
f) Any other	0.00	0.00	0.00	0.00	0.00	0.00	0.00	0.00	0.00
<b>SUB TOTAL:</b>									
(A) (1)	<b>103,99,99,989</b>	<b>11</b>	<b>104,00,00,000</b>	<b>100.00</b>	<b>103,99,99,994</b>	<b>6</b>	<b>104,00,00,000</b>	<b>100.00</b>	<b>0.00</b>
<b>(2) FOREIGN</b>									
a) NRI- Individuals	0.00	0.00	0.00	0.00	0.00	0.00	0.00	0.00	0.00
b) Other Individuals	0.00	0.00	0.00	0.00	0.00	0.00	0.00	0.00	0.00
c) Bodies Corp.	0.00	0.00	0.00	0.00	0.00	0.00	0.00	0.00	0.00
d) Banks/FI	0.00	0.00	0.00	0.00	0.00	0.00	0.00	0.00	0.00
e) Any other...	0.00	0.00	0.00	0.00	0.00	0.00	0.00	0.00	0.00
<b>SUB TOTAL:</b>									
(A) (2)	<b>0.00</b>	<b>0.00</b>	<b>0.00</b>	<b>0.00</b>	<b>0.00</b>	<b>0.00</b>	<b>0.00</b>	<b>0.00</b>	<b>0.00</b>
<b>Total Shareholding of Promoter</b>									
(A)= (A)(1)+(A)(2)	<b>103,99,99,989</b>	<b>11</b>	<b>104,00,00,000</b>	<b>100</b>	<b>103,99,99,994</b>	<b>6</b>	<b>104,00,00,000</b>	<b>100.00</b>	<b>0.00</b>
<b>B. PUBLIC SHAREHOLDING</b>									
(1) Institutions									
a) Mutual Funds	0.00	0.00	0.00	0.00	0.00	0.00	0.00	0.00	0.00
b) Banks/FI	0.00	0.00	0.00	0.00	0.00	0.00	0.00	0.00	0.00
c) Central Govt.	0.00	0.00	0.00	0.00	0.00	0.00	0.00	0.00	0.00
d) State Govt.	0.00	0.00	0.00	0.00	0.00	0.00	0.00	0.00	0.00

e) Venture Capital Fund	0.00	0.00	0.00	0.00	0.00	0.00	0.00	0.00	0.00
f) Insurance Companies	0.00	0.00	0.00	0.00	0.00	0.00	0.00	0.00	0.00
g) FIIS	0.00	0.00	0.00	0.00	0.00	0.00	0.00	0.00	0.00
h) Foreign Venture Capital Funds	0.00	0.00	0.00	0.00	0.00	0.00	0.00	0.00	0.00
i) Others (Specify)	0.00	0.00	0.00	0.00	0.00	0.00	0.00	0.00	0.00
<b>SUB TOTAL: (B)(1)</b>	<b>0.00</b>	<b>0.00</b>	<b>0.00</b>	<b>0.00</b>	<b>0.00</b>	<b>0.00</b>	<b>0.00</b>	<b>0.00</b>	<b>0.00</b>
<b>2) Non Institutions</b>									
a) Bodies corporate	0.00	0.00	0.00	0.00	0.00	0.00	0.00	0.00	0.00
i) Indian	0.00	0.00	0.00	0.00	0.00	0.00	0.00	0.00	0.00
ii) Overseas	0.00	0.00	0.00	0.00	0.00	0.00	0.00	0.00	0.00
b) Individuals	0.00	0.00	0.00	0.00	0.00	0.00	0.00	0.00	0.00
i) Individual shareholders holding nominal share capital upto ₹ 1 lakhs	0.00	0.00	0.00	0.00	0.00	0.00	0.00	0.00	0.00
ii) Individuals shareholders holding nominal share capital in excess of ₹ 1 lakhs	0.00	0.00	0.00	0.00	0.00	0.00	0.00	0.00	0.00
c) Others (specify)	0.00	0.00	0.00	0.00	0.00	0.00	0.00	0.00	0.00
<b>SUB TOTAL: (B)(2)</b>	<b>0.00</b>	<b>0.00</b>	<b>0.00</b>	<b>0.00</b>	<b>0.00</b>	<b>0.00</b>	<b>0.00</b>	<b>0.00</b>	<b>0.00</b>
<b>Total Public Shareholding (B)= (B)(1)+(B)(2)</b>	<b>0.00</b>	<b>0.00</b>	<b>0.00</b>	<b>0.00</b>	<b>0.00</b>	<b>0.00</b>	<b>0.00</b>	<b>0.00</b>	<b>0.00</b>
<b>A. Shares held by Custodian for GDRs &amp; ADRs</b>	<b>0.00</b>	<b>0.00</b>	<b>0.00</b>	<b>0.00</b>	<b>0.00</b>	<b>0.00</b>	<b>0.00</b>	<b>0.00</b>	<b>0.00</b>
<b>Grand Total (A+B+C)</b>	<b>103,99,99,989</b>	<b>11</b>	<b>104,00,00,000</b>	<b>100</b>	<b>103,99,99,994</b>	<b>6</b>	<b>104,00,00,000</b>	<b>100.00</b>	<b>0.00</b>

(ii) SHARE HOLDING OF PROMOTERS								
Sl No.	Shareholders Name	Shareholding at the beginning of the year (As on 01-04-2018)			Shareholding at the end of the year (As on 31-03-2019)			% change in share holding during the year
		No. of shares	% of total shares of the company	% of shares pledged encumbered to total shares of the company	No. of shares	% of total shares of the company	% of shares pledged/ encumbered to total shares of the company	
1	Reliance Infrastructure Limited	53,03,99,995	51.00	30.00	53,03,99,995	51.00	51.00	-
2	Nandkumar Deo jointly with Reliance Infrastructure Limited	1	0	0	1	0.00	-	-
3	Alok Roy jointly with Reliance Infrastructure Limited	1	0	0	1	0.00	-	-
4	Gopal Saxena jointly with Reliance Infrastructure Limited	1	0	0	1	0.00	-	-
5	Udita Kumar jointly with Reliance Infrastructure Limited	1	0	0	1	0.00	-	-
6	Vijay Mathur jointly with Reliance Infrastructure Limited	1	0	0	1	0.00	-	-
7	Delhi Power Co. Limited	50,95,99,996	49.00		50,95,99,996	49.00	-	-
8	Chief Secretary	1	0.00		1	0.00	-	-
9	Principal Secretary (Finance)	1	0.00		1	0.00	-	-
10	Secretary (Power)	1	0.00		1	0.00	-	-
11	Principal Secretary (Home)	1	0.00		1	0.00	-	-
	<b>TOTAL</b>	<b>104,00,00,000</b>	<b>100.00</b>	<b>30.00</b>	<b>104,00,00,000</b>	<b>100.00</b>	<b>51.00</b>	<b>-</b>



<b>(iii) CHANGE IN PROMOTERS' SHAREHOLDING ( SPECIFY IF THERE IS NO CHANGE)</b>					
Sl. No.		Share holding at the beginning of the Year (As on 01-04-2018)		Cumulative Share holding during the year	
		No. of Shares	% of total shares of the company	No of shares	% of total shares of the company
1	At the beginning of the year	NA	NA	NA	NA
2	Date wise increase/decrease in Promoters Share holding during the year specifying the reasons for increase/decrease (e.g. allotment/ transfer/ bonus/ sweat equity etc)	NA	NA	NA	NA
3	At the end of the year	NA	NA	NA	NA

<b>(iv) Shareholding Pattern of top ten Shareholders (other than Directors, Promoters &amp; Holders of GDRs &amp; ADRs)</b>					
Sl. No	For Each of the Top 10 Shareholders	Share holding at the beginning of the Year (As on 01-04-2018)		Cumulative Share holding during the year	
		No. of shares	% of total shares of the company	No of shares	% of total shares of the company
1	At the beginning of the year	NA	NA	NA	NA
2	Date wise increase/decrease in Promoters Share holding during the year specifying the reasons for increase/decrease (e.g. allotment/ transfer/ bonus/ sweat equity etc)	NA	NA	NA	NA
3	At the end of the year (or on the date of separation, if separated during the year)	NA	NA	NA	NA

<b>(v) Shareholding of Directors &amp; KMP</b>					
Sl. No	For Each of the Directors & KMP	Share holding at the beginning of the Year (As on 01-04-2018)		Cumulative Share holding during the year	
		No. of shares	% of total shares of the company	No of shares	% of total shares of the company
	<b>Gopal Saxena jointly with Reliance Infrastructure Limited</b>				
1	At the beginning of the year	1	0	1	0
2	Date wise increase/decrease in Promoters Share holding during the year specifying the reasons for increase/decrease (e.g. allotment/transfer/bonus/sweat equity etc)	0	0	0	0
3	At the end of the year	1	0	1	0

<b>V INDEBTEDNESS</b>				
Indebtedness of the Company including interest outstanding/accrued but not due for payment				(₹ in Crores)
	Secured Loans excluding deposits	Unsecured Loans	Deposits	Total Indebtedness
<b>Indebtedness at the beginning of the financial year</b>				
i) Principal Amount*	587.58	0	0	587.58
ii) Interest due but not paid	0	0	0	0
iii) Interest accrued but not due	1.14	0	0	1.14
<b>Total (i+ii+iii)</b>	<b>588.72</b>	<b>0</b>	<b>0</b>	<b>588.72</b>
<b>Change in Indebtedness during the financial year</b>				
Additions	63.77	0	0	63.77
Reduction	0	0	0	0
<b>Net Change</b>	<b>63.77</b>	<b>0</b>	<b>0</b>	<b>63.77</b>
<b>Indebtedness at the end of the financial year</b>				
i) Principal Amount*	649.11	0	0	649.11
ii) Interest due but not paid	0	0	0	0
iii) Interest accrued but not due	3.38	0	0	3.38
<b>Total (i+ii+iii)</b>	<b>652.49</b>	<b>0</b>	<b>0</b>	<b>652.49</b>

\*After adjustments as per the requirements of Ind-AS.

<b>VI REMUNERATION OF DIRECTORS AND KEY MANAGERIAL PERSONNEL</b>					
<b>A. REMUNERATION TO MANAGING DIRECTOR, WHOLE TIME DIRECTOR AND/OR MANAGER:</b>					<b>NOT APPLICABLE</b>
Sl.No	Particulars of Remuneration	Managing Director	Whole Time Director	Manager	Total Amount
1	<b>Gross salary</b>				
	(a) Salary as per provisions contained in Section 17(1) of the Income Tax. 1961.	-	-	-	-
	(b) Value of perquisites u/s 17(2) of the Income tax Act, 1961	-	-	-	-
	(c) Profits in lieu of salary under Section 17(3) of the Income Tax Act, 1961	-	-	-	-
2	Stock option	-	-	-	-
3	Sweat Equity	-	-	-	-
4	Commission	-	-	-	-
	as % of profit	-	-	-	-
	others (specify)	-	-	-	-

5	Others, please specify	-	-	-	-
	<b>Total (A)</b>	-	-	-	-
	<b>Ceiling as per the Act (@5% of profits calculated under Section 198 of the Companies Act, 2013)</b>				<b>N.A.</b>

<b>B. REMUNERATION TO OTHER DIRECTORS:</b>						(Amount In ₹)
Sr. No.	Particulars of Remuneration	Fee for attending board/ committee meetings	Commission	Others, please specify (Incidental Expenses / Conveyance Charges)	Total Amount*	
1	<b>Independent Directors</b>					
	Shri Ajit Keshav Ranade	75,000	0.00	3,000	78,000	
	Shri Anjani Kumar Sharma	5,75,000	0.00	24,000	5,99,000	
	Ms. Ryna Zaiwalla Karani	3,50,000	0.00	12,000	3,62,000	
	Shri S.S.Kohli	25,000	0.00	3,000	28,000	
	<b>Total(1)</b>	<b>10,25,000</b>	<b>0.00</b>	<b>42,000</b>	<b>10,67,000</b>	
2	<b>Other Non-Executive Directors</b>					
	Shri Rana Ranjit Rai	1,25,000	0.00	9,000	1,34,000	
	Shri Virendra Singh Verma	2,00,000	0.00	24,000	2,24,000	
	Shri Gopal Krishna Saxena	5,00,000	0.00	18,000	5,18,000	
	<b>Total(2)</b>	<b>8,25,000</b>	<b>0.00</b>	<b>51,000</b>	<b>8,76,000</b>	
	<b>Total (B)=(1+2)</b>	<b>18,50,000</b>	<b>0.00</b>	<b>93,000</b>	<b>19,43,000</b>	
	<b>Total Managerial Remuneration</b>	<b>18,50,000</b>	<b>0.00</b>	<b>93,000</b>	<b>19,43,000</b>	
	<b>Ceiling as per the Act (@3% of profits calculated under Section 198 of the Companies Act, 2013)</b>				<b>9,14,74,641</b>	

\*excluding Goods and Services Tax

<b>C. REMUNERATION TO KEY MANAGERIAL PERSONNEL OTHER THAN MD/MANAGER/WTD</b>						(Amount in ₹)
Sl. No.	Particulars of Remuneration	Key Managerial Personnel			Total	
		CEO (Shri Amal Sinha) (From 01/04/2018 to 31/03/2019)	CS (Shri Pankaj Tandon) (From 01/04/2018 to 31/03/2019)	CFO (Shri Amarjeet Singh) (From 01/04/2018 to 31/03/2019)		
1	<b>Gross Salary</b>					
	(a) Salary as per provisions contained in Section 17(1) of the Income Tax Act, 1961.					
	(b) Value of perquisites u/s 17(2) of the Income Tax Act, 1961	1,40,11,876	53,68,463	74,38,835	<b>2,68,19,174</b>	
	(c) Profits in lieu of salary under Section 17(3) of the Income Tax Act, 1961					
2	Stock Option	0.00	0.00	0.00	<b>0.00</b>	
3	Sweat Equity	0.00	0.00	0.00	<b>0.00</b>	
4	Commission	0.00	0.00	0.00	<b>0.00</b>	
	as % of profit	0.00	0.00	0.00	<b>0.00</b>	
	others, specify	0.00	0.00	0.00	<b>0.00</b>	
5	Others, please specify	0.00	0.00	0.00	<b>0.00</b>	
	<b>Total</b>	<b>1,40,11,876</b>	<b>53,68,463</b>	<b>74,38,835</b>	<b>2,68,19,174</b>	

<b>VII PENALTIES/PUNISHMENT/COMPOUNDING OF OFFENCES</b>						
Type	Section of the Companies Act	Brief Description	Details of Penalty/ Punishment/ Compounding fees imposed	Authority (RD/NCLT/Court)	Appeal made if any (give details)	
<b>A. COMPANY</b>						
Penalty	NIL	NIL	NIL	NIL	NIL	
Punishment	NIL	NIL	NIL	NIL	NIL	
Compounding	NIL	NIL	NIL	NIL	NIL	
<b>B. DIRECTORS</b>						
Penalty	NIL	NIL	NIL	NIL	NIL	
Punishment	NIL	NIL	NIL	NIL	NIL	
Compounding	NIL	NIL	NIL	NIL	NIL	
<b>C. OTHER OFFICERS IN DEFAULT</b>						
Penalty	NIL	NIL	NIL	NIL	NIL	
Punishment	NIL	NIL	NIL	NIL	NIL	

**SECRETARIAL AUDIT REPORT**

**T. SHARAD & ASSOCIATES  
COMPANY SECRETARIES**

**E-24, IInd Floor,  
Greater Kailash Enclave- I,  
New Delhi – 110046  
Phone: 9871494445, 9810016067  
Styagi1978@yahoo.co.in**

---

**SECRETARIAL AUDIT REPORT  
FOR THE FINANCIAL YEAR ENDED ON 31<sup>ST</sup> March, 2019**

*[Pursuant to Section 204(1) of the Companies Act, 2013 and Rule No. 9 of the Companies  
(Appointment and Remuneration of Managerial Personnel) Rules, 2014]*

**To,  
The Members,  
BSES Rajdhani Power Limited  
BSES Bhawan, Nehru Place  
Delhi-110019  
CIN: U40109DL2001PLC111527  
Authorised Capital: ₹ 1,200 Crores**

We have conducted the secretarial audit of the compliance of applicable statutory provisions and the adherence to good corporate practices by BSES Rajdhani Power Limited (hereinafter called the Company). Secretarial Audit was conducted in a manner that provided us a reasonable basis for evaluating the corporate conducts/statutory compliances and expressing our opinion thereon.

Based on our verification of the Company's books, papers, minute books, forms and returns filed and other records maintained by the Company and also the information provided by the Company, its officers, agents and authorized representatives during the conduct of secretarial audit, We hereby report that in our opinion, the company has, during the audit period covering the financial year ended on 31st March, 2019 complied with the statutory provisions listed hereunder and also that the Company has proper Board-processes and compliance- mechanism in place to the extent, in the manner and subject to the reporting made hereinafter:

We have examined the books, papers, minute books, forms and returns filed and other records maintained by **BSES Rajdhani Power Limited** for the financial year ended on **31st March, 2019** according to the provisions of:

- (i) The Companies Act, 2013 (the Act) and the rules made there under;
- (ii) The Securities Contracts (Regulation) Act, 1956 ('SCRA') and the rules made there under;

**(Not Applicable since the company is not a Listed Company)**

(iii) The Depositories Act, 1996 and the Regulations and Bye-laws framed there under;

**(Not Applicable since the company is not a Listed Company)**

(iv) Foreign Exchange Management Act, 1999 and the rules and regulations made there under to the extent of Foreign Direct Investment, Overseas Direct Investment and External Commercial Borrowings;

**(There is no Foreign Direct Investment, Overseas Direct Investment and External Commercial Borrowings in the Company)**

(v) The Regulations and Guidelines prescribed under the Securities and Exchange Board of India Act, 1992 ('SEBI Act') viz.:-

(a) The Securities and Exchange Board of India (Substantial Acquisition of Shares and Takeovers) Regulations, 2011;

**(Not Applicable since the company is not a Listed Company)**

(b) The Securities and Exchange Board of India (Prohibition of Insider Trading) Regulations, 1992;

**(Not Applicable since the company is not a Listed Company)**

(c) The Securities and Exchange Board of India (Issue of Capital and Disclosure Requirements) Regulations, 2009;

**(Not Applicable since the company is not a Listed Company)**

(d) The Securities and Exchange Board of India (Employee Stock Option Scheme and Employee Stock Purchase Scheme) Guidelines, 1999;

**(Not Applicable since the company is not a Listed Company)**

(e) The Securities and Exchange Board of India (Issue and Listing of Debt Securities) Regulations, 2008;

**(Not Applicable since the company is not a Listed Company)**

(f) The Securities and Exchange Board of India (Registrars to an Issue and Share Transfer Agents) Regulations, 1993 regarding the Companies Act and dealing with client;

**(Not Applicable since the company is not a Listed Company)**

(g) The Securities and Exchange Board of India (Delisting of Equity Shares) Regulations, 2009; and

**(Not Applicable since the company is not a Listed Company)**

(h) The Securities and Exchange Board of India (Buyback of Securities) Regulations, 1998;

**(Not Applicable since the company is not a Listed Company)**

- (vi) and other applicable laws like Electricity Act,2003 ;Delhi Electricity Reform Act 2000 ; The Indian Electricity Rules,1956 ; National Electricity Policy ;Tariff Policy The BSES Rajdhani Distribution and Retail Supply of Electricity Licence; DERC (Terms and Condition for Determination of Wheeling tariff and Retail Supply Tariff) Regulation,2011; DERC Supply Code and Performance Standards Regulations,2007, Delhi Electricity Regulatory Commission Comprehensive; (Conduct & Business ) Regulation ,2001 Tariff Orders;

and examined compliance with the applicable clauses of the following:

- (i) Secretarial Standards issued by The Institute of Company Secretaries of India.

**(Secretarial Standards have come into force with effect from 1<sup>st</sup> July, 2015)**

- (ii) The Listing Agreements entered into by the Company with Stock Exchange.

**(Not Applicable since the company is not a Listed Company)**

During the period under review the Company has complied with the provisions of the Act, Rules, Regulations, Guidelines, Standards, etc. mentioned above:

Adequate notice is given to all directors to schedule the Board Meetings, agenda and detailed notes on agenda were sent at least seven days in advance, and a system exists for seeking and obtaining further information and clarifications on the agenda items before the meeting and for meaningful participation at the meeting.

Majority decision is carried through the dissenting members' views are captured and recorded as part of the minutes.

We further report that there are adequate systems and processes in the company that commensurate with the size and operations of the company to monitor and ensure compliance with applicable laws, rules, regulations and guidelines.

**For T. Sharad & Associates  
Company Secretaries**

Sd/-

**(F.C.S. Sharad Tyagi)**

**C.P. No. 6129**

**Date: Thursday, 11 April 2019**

**Place: New Delhi**

This report is to be read with our letter of even date which is annexed as 'Annexure A' and forms an integral part of this report.

**To,  
The Members,  
BSES Rajdhani Power Limited  
BSES Bhawan, Nehru Place  
Delhi-110019**

Our report of even date is to be read along with this letter.

1. Maintenance of secretarial record is the responsibility of the management of the company.  
Our responsibility is to express an opinion on these secretarial records based on our audit.
2. We have followed the audit practices and processes as were appropriate to obtain reasonable assurance about the correctness of the contents of the Secretarial records. The verification was done on test basis to ensure that correct facts are reflected in secretarial records. We believe that the processes and practices, we followed provide a reasonable basis for our opinion.
3. We have not verified the correctness and appropriateness of financial records and Books of Accounts of the company.
4. Where ever required, we have obtained the Management representation about the compliance of laws, rules and regulations and happening of events etc.
5. The compliance of the provisions of Corporate and other applicable laws, rules, regulations, standards is the responsibility of management. Our examination was limited to the verification of procedures on test basis.
6. The Secretarial Audit report is neither an assurance as to the future viability of the company nor of the efficacy or effectiveness with which the management has conducted the affairs of the Company.

**For T. Sharad & Associates  
Company Secretaries**

Sd/-  
**(F.C.S. Sharad Tyagi)**  
**C.P. No. 6129**  
**Date: Thursday, 11 April 2019**  
**Place: New Delhi**

## INDEPENDENT AUDITOR'S REPORT

**To the Members of BSES Rajdhani Power Limited**

**Report on the Audit of the Ind AS Financial Statements**

### **Opinion**

We have audited the accompanying Ind AS financial statements of BSES Rajdhani Power Limited ("the Company"), which comprise the Balance Sheet as at March 31, 2019, the Statement of Profit and Loss (including Other Comprehensive Income), the Statement of Changes in Equity and the Statement of Cash Flows for the year then ended and notes to the Ind AS financial statements including a summary of significant accounting policies and other explanatory information (hereinafter referred to as "Ind AS financial statements").

In our opinion and to the best of our information and according to the explanations given to us, the aforesaid Ind AS financial statements give the information required by the Companies Act, 2013 ("the Act") in the manner so required and give a true and fair view in conformity with the accounting principles generally accepted in India including the Indian Accounting Standards ("Ind AS"), of the state of affairs of the Company as at March 31, 2019, its profit including other comprehensive income, changes in equity and its cash flows for the year ended on that date.

### **Basis for Opinion**

We conducted our audit in accordance with Standards on Auditing (SAs) specified under section 143(10) of the Act. Our responsibilities under those Standards are further described in the Auditor's Responsibilities for the Audit of the Ind AS financial statements section of our report. We are independent of the Company in accordance with the Code of Ethics issued by the Institute of Chartered Accountants of India ("ICAI") together with the ethical requirements that are relevant to our audit of the Ind AS financial statements under the provisions of the Act and Rules thereunder and we have fulfilled our other ethical responsibilities in accordance with these requirements and the Code of Ethics. We believe that the audit evidence we have obtained is sufficient and appropriate to provide a basis for our opinion.

### **Other Information**

The Company's Board of Directors is responsible for the other information. The other information comprises the information included in the Board's Report including Annexures to Board's Report, but does not include the Ind AS financial statements and our auditor's report thereon.

Our opinion on the Ind AS financial statements does not cover the other information and we will not express any form of assurance conclusion thereon.

In connection with our audit of the Ind AS financial statements, our responsibility is to read the other information and, in doing so, consider whether the other information is materially inconsistent with the Ind AS financial statements or our knowledge obtained in the audit, or otherwise appears to be materially misstated. If, based on the work we have performed, we conclude that there is a material misstatement of this other information, we are required to report that fact. We have nothing to report in this regard.

## Emphasis of Matter

We draw attention to the following matters in the notes to the Ind AS financial statements:

1. Note 17 to the accompanying Ind AS financial statements with regard to Delhi Electricity Regulatory Commission (“DERC”) Tariff Order received by the Company wherein DERC has trued up revenue gap up to March 31, 2014 vide its Tariff Order dated September 29, 2015 with certain disallowances. The Company has preferred an appeal before Honourable APTEL against such disallowances. Based on a legal opinion, the impact of these disallowances, which are subject matter of the appeal, has not been considered in the carrying value of Regulatory Deferral Account Balance as at March 31, 2019 in the accompanying Ind AS financial statements.

DERC has further undertaken truing-up of revenue gap of FY 2014-15 and FY 2015-16 vide, Tariff Order dated August 31, 2017 and of FY 2016-17 vide Tariff Order dated March 28, 2018 with certain disallowances. The Company has preferred an appeal before Honourable APTEL against such disallowances. Based on the legal opinion, the Company has not considered the impact of such disallowances in the computation of Regulatory Deferral Account Balance as at March 31, 2019 in the accompanying Ind AS financial statements;

2. Note 50 to the accompanying Ind AS financial statements with regard to outstanding balances payable to various electricity generating companies and timely recovery of Accumulated Regulatory Deferral Account Balance, for which matter is pending before Honourable Supreme Court; and
3. Note 51 to the accompanying Ind AS financial statements with regard to audit conducted by Comptroller and Auditor General of India.

Our opinion is not modified in respect of these matters.

## Responsibilities of Management and Those Charged with Governance for the Ind AS Financial Statements

The Company’s Board of Directors is responsible for the matters stated in section 134(5) of the Act with respect to the preparation of these Ind AS financial statements that give a true and fair view of the financial position, financial performance including other comprehensive income, changes in equity and cash flows of the Company in accordance with the accounting principles generally accepted in India, including Ind AS specified under section 133 of the Act, read with relevant rules issued thereunder. This responsibility also includes maintenance of adequate accounting records in accordance with the provisions of the Act for safeguarding of the assets of the Company and for preventing and detecting frauds and other irregularities; selection and application of appropriate accounting policies; making judgments and estimates that are reasonable and prudent; and design, implementation and maintenance of adequate internal financial controls, that were operating effectively for ensuring the accuracy and completeness of the accounting records, relevant to the preparation and presentation of the Ind AS financial statements that give a true and fair view and are free from material misstatement, whether due to fraud or error.

In preparing the Ind AS financial statements, management is responsible for assessing the Company’s ability to continue as a going concern, disclosing, as



applicable, matters related to going concern and using the going concern basis of accounting unless management either intends to liquidate the Company or to cease operations, or has no realistic alternative but to do so.

Those Board of Directors are also responsible for overseeing the Company's financial reporting process.

### **Auditor's Responsibilities for the Audit of the Ind AS Financial Statements**

Our objectives are to obtain reasonable assurance about whether the Ind AS financial statements as a whole are free from material misstatement, whether due to fraud or error, and to issue an auditor's report that includes our opinion. Reasonable assurance is a high level of assurance, but is not a guarantee that an audit conducted in accordance with SAs will always detect a material misstatement when it exists. Misstatements can arise from fraud or error and are considered material if, individually or in the aggregate, they could reasonably be expected to influence the economic decisions of users taken on the basis of this Ind AS financial statements. As part of an audit in accordance with SAs, we exercise professional judgment and maintain professional skepticism throughout the audit. We also:

- Identify and assess the risks of material misstatement of the Ind AS financial statements, whether due to fraud or error, design and perform audit procedures responsive to those risks, and obtain audit evidence that is sufficient and appropriate to provide a basis for our opinion. The risk of not detecting a material misstatement resulting from fraud is higher than for one resulting from error, as fraud may involve collusion, forgery, intentional omissions, misrepresentations, or the override of internal control.
- Obtain an understanding of internal control relevant to the audit in order to design audit procedures that are appropriate in the circumstances. Under section 143(3)(i) of the Act, we are also responsible for expressing our opinion on whether the company has adequate internal financial controls with reference to Ind AS financial statements in place and the operating effectiveness of such controls.
- Evaluate the appropriateness of accounting policies used and the reasonableness of accounting estimates and related disclosures made by management.
- Conclude on the appropriateness of management's use of the going concern basis of accounting and, based on the audit evidence obtained, whether a material uncertainty exists related to events or conditions that may cast significant doubt on the Company's ability to continue as a going concern. If we conclude that a material uncertainty exists, we are required to draw attention in our auditor's report to the related disclosures in the Ind AS financial statements or, if such disclosures are inadequate, to modify our opinion. Our conclusions are based on the audit evidence obtained up to the date of our auditor's report. However, future events or conditions may cause the Company to cease to continue as a going concern.
- Evaluate the overall presentation, structure and content of the Ind AS financial statements, including the disclosures, and whether the Ind AS financial statements represent the underlying transactions and events in a manner that achieves fair presentation.

We communicate with those charged with governance regarding, among other matters, the planned scope and timing of the audit and significant audit findings, including any significant deficiencies in internal control that we identify during our audit.

We also provide those charged with governance with a statement that we have complied with relevant ethical requirements regarding independence, and to communicate with them all relationships and other matters that may reasonably be thought to bear on our independence, and where applicable, related safeguards.

### **Report on Other Legal and Regulatory Requirements**

(1) As required by the Companies (Auditor's Report) Order, 2016 ("the Order") issued by the Central Government of India in terms of section 143(11) of the Act, we give in "Annexure 1", a statement on the matters specified in paragraphs 3 and 4 of the Order, to the extent applicable.

(2) As required by section 143(3) of the Act, we report that:

- a. We have sought and obtained all the information and explanations which to the best of our knowledge and belief were necessary for the purposes of our audit;
- b. In our opinion, proper books of account as required by law have been kept by the Company so far as it appears from our examination of those books;
- c. The Balance Sheet, the Statement of Profit and Loss, the Statement of Changes in Equity and the Statement of Cash Flows dealt with by this report are in agreement with the books of account;
- d. In our opinion, the aforesaid Ind AS financial statements comply with the Indian Accounting Standards specified under section 133 of the Act read with relevant rules issued thereunder;
- e. The matters described in sub-paragraph (1) and (2) under the Emphasis of Matter paragraph above, in our opinion, may have an adverse effect on the cash flows of the Company and consequently on the functioning of the Company;
- f. On the basis of the written representations received from the directors as on March 31, 2019, and taken on record by the Board of Directors, none of the directors is disqualified as on March 31, 2019 from being appointed as a director in terms of section 164(2) of the Act;
- g. With respect to the adequacy of the internal financial controls with reference to Ind AS financial statements of the Company and the operating effectiveness of such controls, we give our separate report in "Annexure 2".
- h. With respect to the other matters to be included in the Auditor's Report in accordance with the requirements of section 197(16) of the Act, as amended;

In our opinion and to the best of our information and according to the explanations given to us, the remuneration paid\ provided by the Company to its directors during the year is in accordance with the provisions of section 197 of the Act.

- i. With respect to the other matters to be included in the Auditor's Report in

accordance with Rule 11 of the Companies (Audit and Auditors) Rules, 2014, in our opinion and to the best of our information and according to the explanations given to us:

- i. The Company has disclosed the impact of pending litigations on its financial position in its Ind AS financial statements – Refer Note 48 on Contingent Liabilities and Note 49 on other matters under litigation to the Ind AS financial statements;
- ii. The Company did not have any long-term contracts including derivative contracts.  
Hence, the question of any material foreseeable losses does not arise; and
- iii. There were no amounts which were required to be transferred to the Investor Education and Protection Fund by the Company.

**For Haribhakti & Co. LLP**

Chartered Accountants

ICAI Firm Registration No. 103523W/W100048

Sd/-

**Raj Kumar Agarwal**

Partner

Membership No. 074715

Date: April 30, 2019

Place: New Delhi

**ANNEXURE 1 TO THE INDEPENDENT AUDITOR'S REPORT**

[Referred to in paragraph 1 under 'Report on Other Legal and Regulatory Requirements' in the Independent Auditor's Report of even date to the members of BSES Rajdhani Power Limited on the financial statements for the year ended March 31, 2019]

- (i) (a) The Company has maintained proper records showing full particulars, including quantitative details and situation of fixed assets.
- (b) During the year, the fixed assets of the Company have been physically verified by the management, other than underground cables and overhead lines due to technical reasons, as per the regular program of verification which, in our opinion, is reasonable having regard to the size of the Company and the nature of its assets. As informed, no material discrepancies were noticed on such verification.
- (c) According to the information and explanations given to us, immovable properties comprising buildings recorded in the books of account of the Company were transferred to, and vested in, the Company pursuant to unbundling of Delhi Vidyut Board and in accordance with Delhi Electricity Reform (Transfer Scheme) Rules, 2001 read with the Delhi Electricity Reform Act, 2000. No title deeds in respect of these immovable properties were handed over by the Government of the NCT of Delhi to the Company at the time of such unbundling.
- (ii) The inventory has been physically verified by the management during the year. In our opinion, the frequency of verification is reasonable. As informed, no material discrepancy was noticed on physical verification carried out during the year.
- (iii) According to the information and explanations given to us, the Company has not granted any loans, secured or unsecured to companies, firms, Limited Liability Partnerships or other parties covered in the register maintained under Section 189 of the Act. Accordingly, paragraph 3 (iii)(a), 3 (iii)(b) and 3 (iii)(c) of the Order are not applicable to the Company.
- (iv) Based on information and explanation given to us in respect of loans, investments, guarantees and securities, the Company has complied with the provisions of Section 185 and 186 of the Act.
- (v) In our opinion and according to the information and explanations given to us, the Company has not accepted any deposits from the public within the provisions of Sections 73 to 76 of the Act and the rules framed there under.
- (vi) We have broadly reviewed the books of account maintained by the Company in respect of products where the maintenance of cost records has been specified by the Central Government under sub-section (1) of Section 148 of the Act and the rules framed there under and we are of the opinion that *prima facie*, the prescribed accounts and records have been made and maintained. However, we have not made any detailed examination of cost records maintained by the Company.

- (vii) (a) The Company is generally regular in depositing with appropriate authorities, undisputed statutory dues including provident fund, employees' state insurance, income tax, sales tax, service tax, value added tax, goods and service tax, customs duty, excise duty, electricity tax, cess and any other material statutory dues applicable to it, however, the delays in deposit have not been serious.

According to the information and explanations given to us, no undisputed amounts payable in respect of provident fund, employees' state insurance, income tax, sales tax, service tax, value added tax, goods and service tax, customs duty, excise duty, electricity tax, cess and any other material statutory dues applicable to it, were outstanding, at the year end, for a period of more than six months from the date they became payable.

- (b) According to the information and explanation given to us, the dues outstanding with respect to, income tax, sales tax, service tax, value added tax, goods and service tax, customs duty, excise duty on account of any dispute, are as follows:

Name of the Statute	Nature of dues	Amount of demand (₹ In Crores)	Amount paid Under protest (₹ In Crores)	Period to which the amount relates	Forum where dispute is pending
Income Tax Act, 1961	Interest u/s 201(1A)	1.20	1.20	Assessment Year 2008-09	Commissioner of Income Tax (Appeals)
	Demand u/s 143(3)	4.62	2.73	Assessment Year 2011-12	Commissioner of Income Tax (Appeals)
	Demand u/s 154/143(3)	0.92	-	Assessment Year 2013-14	Income Tax Appellate Tribunal
	Demand u/s 154/143(3)	1.33	-	Assessment Year 2015-16	Commissioner of Income Tax (Appeals)
	Demand u/s 154/143(3)	5.98	-	Assessment Year 2016-17	Commissioner of Income Tax (Appeals)

- (viii) According to the information and explanations given to us, the Company has not defaulted in repayment of loans or borrowings to financial institution and banks. The Company has no dues in respect of government and debenture holders during the year.
- (ix) In our opinion and according to the information and explanations given to us, there was no money raised by way of initial public offer/further public offer (including debt instruments) during the year. Further, the term loans have been applied by the Company for the purposes for which they were raised.
- (x) During the course of our examination of the books and records of the Company, carried out in accordance with the generally accepted auditing

practices in India, and according to the information and explanations given to us, we have neither come across any instance of fraud by the Company or any fraud on the Company by its officers or employees, noticed or reported during the year, nor have we been informed of any such instance by the management during the year.

- (xi) According to the information and explanations given to us, managerial remuneration has been paid / provided in accordance with the requisite approvals mandated by the provisions of Section 197 read with Schedule V to the Act.
- (xii) In our opinion and according to the information and explanations given to us, the Company is not a Nidhi Company. Therefore, paragraph 3(xii) of the Order is not applicable to the Company.
- (xiii) According to the information and explanation given to us, all transactions entered into by the Company with the related parties are in compliance with Sections 177 and 188 of Act, where applicable and the details have been disclosed in the Financial Statements etc., as required by the applicable Indian Accounting Standards (IndAS).
- (xiv) The Company has not made any preferential allotment or private placement of shares or fully or partly convertible debentures during the year under review. Therefore, paragraph 3(xiv) of the Order is not applicable to the Company.
- (xv) According to the information and explanations given to us, the Company has not entered into any non-cash transactions with directors or persons connected with him during the year.
- (xvi) According to the information and explanation given to us, the Company is not required to be registered under Section 45-IA of the Reserve Bank of India Act, 1934.

**For Haribhakti & Co. LLP**

Chartered Accountants

ICAI Firm Registration No. 103523W/W100048

Sd/-

**Raj Kumar Agarwal**

Partner

Membership No. 074715

Date: April 30, 2019

Place: New Delhi

**ANNEXURE 2 TO THE INDEPENDENT AUDITOR'S REPORT**

[Referred to in paragraph 2 under 'Report on Other Legal and Regulatory Requirements' in the Independent Auditor's Report of even date to the members of BSES Rajdhani Power Limited on the financial statements for the year ended March 31, 2019]

**Report on the Internal Financial Controls with reference to Financial Statements under Clause (i) of Sub-section 3 of Section 143 of the Companies Act, 2013 ("the Act")**

We have audited the internal financial controls with reference to financial statements of BSES Rajdhani Power Limited ("the Company") as of March 31, 2019 in conjunction with our audit of the financial statements of the Company for the year ended on that date.

**Management's Responsibility for Internal Financial Controls**

The Company's management is responsible for establishing and maintaining internal financial controls based on the internal control with reference to financial statements criteria established by the Company considering the essential components of internal control stated in the Guidance Note on Audit of Internal Financial Controls Over Financial Reporting (the "Guidance note") issued by the Institute of Chartered Accountants of India ("ICAI"). These responsibilities include the design, implementation and maintenance of adequate internal financial controls that were operating effectively for ensuring the orderly and efficient conduct of its business, including adherence to Company's policies, the safeguarding of its assets, the prevention and detection of frauds and errors, the accuracy and completeness of the accounting records, and the timely preparation of reliable financial information, as required under the Act.

**Auditors' Responsibility**

Our responsibility is to express an opinion on the Company's internal financial controls with reference to financial statements based on our audit. We conducted our audit in accordance with the Guidance Note and the Standards on Auditing specified under section 143(10) of the Act to the extent applicable to an audit of internal financial controls, both issued by the ICAI. Those Standards and the Guidance Note require that we comply with ethical requirements and plan and perform the audit to obtain reasonable assurance about whether adequate internal financial controls with reference to financial statements was established and maintained and if such controls operated effectively in all material respects.

Our audit involves performing procedures to obtain audit evidence about the adequacy of the internal financial controls with reference to financial statements and their operating effectiveness.

Our audit of internal financial controls with reference to financial statements included obtaining an understanding of internal financial controls with reference to financial statements, assessing the risk that a material weakness exists, and testing and evaluating the design and operating effectiveness of internal control based on the assessed risk. The procedures selected depend on the auditor's judgement, including the assessment of the risks of material misstatement of the financial statements, whether due to fraud or error.

We believe that the audit evidence we have obtained is sufficient and appropriate to provide a basis for our audit opinion on the Company's internal financial controls with reference to financial statements.

**Meaning of Internal Financial Controls with reference to Financial Statements**

A company's internal financial control with reference to financial statements is a process

designed to provide reasonable assurance regarding the reliability of financial reporting and the preparation of financial statements for external purposes in accordance with generally accepted accounting principles. A company's internal financial control with reference to financial statements includes those policies and procedures that (1) pertain to the maintenance of records that, in reasonable detail, accurately and fairly reflect the transactions and dispositions of the assets of the Company; (2) provide reasonable assurance that transactions are recorded as necessary to permit preparation of financial statements in accordance with generally accepted accounting principles, and that receipts and expenditures of the Company are being made only in accordance with authorisations of management and directors of the Company; and (3) provide reasonable assurance regarding prevention or timely detection of unauthorised acquisition, use, or disposition of the Company's assets that could have a material effect on the financial statements.

### **Inherent Limitations of Internal Financial Controls with reference to Financial Statements**

Because of the inherent limitations of internal financial controls with reference to financial statements, including the possibility of collusion or improper management override of controls, material misstatements due to error or fraud may occur and not be detected. Also, projections of any evaluation of the internal financial controls with reference to financial statements to future periods are subject to the risk that the internal financial control with reference to financial statements may become inadequate because of changes in conditions, or that the degree of compliance with the policies or procedures may deteriorate.

### **Opinion**

In our opinion, the Company has, in all material respects, an adequate internal financial controls with reference to financial statements and such internal financial controls with reference to financial statements were operating effectively as at March 31, 2019, based on the internal control with reference to financial statements criteria established by the Company considering the essential components of internal control stated in the Guidance Note issued by the ICAI.

### **For Haribhakti & Co. LLP**

Chartered Accountants

ICAI Firm Registration No.103523W/W100048

Sd/-

**Raj Kumar Agarwal**

Partner

Membership No. 074715

Date: April 30, 2019

Place: New Delhi



**BSES RAJDHANI POWER LIMITED**  
**BALANCE SHEET AS AT MARCH 31, 2019**

	Note	As at March 31, 2019 (₹) in Crores	As at March 31, 2018 (₹) in Crores
<b>Assets</b>			
<b>Non - Current Assets</b>			
(a) Property, Plant and Equipment	3	4,057.38	3,764.63
(b) Capital Work In Progress		311.51	329.94
(c) Other Intangible Assets	4	17.64	13.50
(d) Financial Assets			
i) Restricted Bank Deposits	5	34.47	32.50
ii) Loans	6	0.46	0.30
iii) Other Financial Assets	7	0.73	1.29
(e) Other Non Current Assets	8	24.22	12.88
		<b>4,446.41</b>	<b>4,155.04</b>
<b>Current Assets</b>			
(a) Inventories	9	24.40	28.15
(b) Financial Assets			
i) Trade Receivables	10	363.21	304.50
ii) Cash and Cash Equivalents	11	156.60	219.69
iii) Bank Balances other than (ii) above	12	0.24	7.52
iv) Loans	13	149.38	162.77
v) Other Financial Assets	14	411.60	415.15
(c) Current Tax Asset	15	1.74	19.76
(d) Other Current Assets	16	383.33	120.51
		<b>1,490.50</b>	<b>1,278.05</b>
Total Assets Before Regulatory Assets		5,936.91	5,433.09
Regulatory deferral accounts debit balances and related deferred tax balances	17	8,429.73	8,469.75
<b>Total Assets</b>		<b>14,366.64</b>	<b>13,902.84</b>
<b>Equity &amp; Liabilities</b>			
<b>Equity</b>			
(a) Equity Share Capital	18	1,040.00	1,040.00
(b) Other Equity	19	729.29	437.45
<b>Total Equity</b>		<b>1,769.29</b>	<b>1,477.45</b>
<b>Liabilities</b>			
<b>Non Current Liabilities</b>			
(a) Financial Liabilities			
i) Borrowings	20	514.68	535.26
ii) Other Financial Liabilities	21	786.96	721.49
(b) Provisions	22	73.53	54.29
(c) Consumer Contribution for Capital Works	23	569.45	559.13
(d) Service Line Deposits	24	277.37	266.73
(e) Grant-In-Aid	25	8.37	8.79
(f) Other Non Current Liabilities	26	244.25	182.18
		<b>2,474.61</b>	<b>2,327.87</b>
<b>Current Liabilities</b>			
(a) Financial Liabilities			
i) Borrowings	27	113.37	52.32
ii) Trade Payable			
- dues of micro and small enterprises	28	13.40	7.08
- dues of other than micro and small enterprises		9,020.75	9,115.49
iii) Other Financial Liabilities	29	366.96	396.63
(b) Other Current Liabilities	30	449.16	399.08
(c) Provisions	31	156.79	126.92
(d) Current Tax Liabilities	32	2.31	-
		<b>10,122.74</b>	<b>10,097.52</b>
<b>Total Equity and Liabilities</b>		<b>14,366.64</b>	<b>13,902.84</b>

The above Balance Sheet should be read in conjunction with the accompanying note nos. 1 to 59.

**For and on behalf of the Board of Directors**

As per our report of even date

Sd/-  
**Lalit Jalan**  
Chairman  
(DIN 00270338)

Sd/-  
**Virendra Singh Verma**  
Director  
(DIN 07843461)

Sd/-  
**Suresh M Rangachar**  
Director  
(DIN 00020887)

For Haribhakti & Co. LLP  
ICAI Firm Registration No.  
103523W / W100048  
Chartered Accountants

Sd/-  
**Amal Sinha**  
CEO

Sd/-  
**Anjani K Sharma**  
Director  
(DIN 01180722)

Sd/-  
**Ajit K Ranade**  
Director  
(DIN 00918651)

Sd/-  
**Raj Kumar Agarwal**  
Partner  
(M. No. 074715)

Sd/-  
**Amarjeet Singh**  
CFO  
(FCA - 094254)

Sd/-  
**Pankaj Tandon**  
Company Secretary  
(FCS- 7248)

Place : New Delhi  
Date : April 30, 2019

**BSES RAJDHANI POWER LIMITED**  
**STATEMENT OF PROFIT AND LOSS FOR THE YEAR ENDED MARCH 31, 2019**

Particulars	Notes	YEAR ENDED	
		March 31, 2019 (₹) in Crores	March 31, 2018 (₹) in Crores
I. Revenue From Operations	33	10,269.99	9,441.93
II. Other Income	34	117.49	83.60
<b>III. Total Income (I+II)</b>		<b>10,387.48</b>	<b>9,525.53</b>
<b>IV. Expenses</b>			
Cost of Power Purchased	35	7,557.56	6,926.66
Employee Benefits Expense	36	510.33	529.07
Finance Costs	37	1,177.93	1,313.36
Depreciation and Amortization Expense	38	309.47	298.01
Other Expenses	39	496.83	440.36
<b>Total Expenses (IV)</b>		<b>10,052.12</b>	<b>9,507.46</b>
V. Profit/(Loss) before Rate Regulated Activities and Tax (III-IV)		335.36	18.07
VI. Net movement in Regulatory deferral account balances and related deferred tax	40	(52.10)	158.26
<b>VII. Profit/(Loss) before tax (V+VI)</b>		<b>283.26</b>	<b>176.33</b>
VIII. Tax Expense/(Benefit) :			
(1) Tax for the year			
(i) Current Tax	41	46.62	31.22
(ii) Deferred Tax			
Provision for the year		(15.68)	(473.12)
Less:- Adjustable in future tariff		15.68	473.12
(2) Tax refund for earlier years (MAT) (Refer Note 34)		(54.63)	-
		<b>(8.01)</b>	<b>31.22</b>
<b>IX. Profit/(Loss) for the year (VII-VIII)</b>		<b>291.27</b>	<b>145.11</b>
X. Other Comprehensive Income (OCI)			
Items that will not be reclassified to Profit & Loss			
Re-measurement of defined benefit plan : Gains/(Loss)		(11.36)	(4.88)
Net movement in Regulatory deferral account balances related to items recognised in OCI	40	12.08	5.22
Income Tax relating to above Items	42	(0.15)	(0.07)
<b>Other Comprehensive Income</b>		<b>0.57</b>	<b>0.27</b>
<b>XI. Total Comprehensive Income for the year (IX+X)</b>		<b>291.84</b>	<b>145.38</b>
XII. Earnings Per Equity Share of ₹10 Each	43		
Basic (₹ per share)		2.80	1.40
Diluted (₹ per share)		2.80	1.40
Basic before Net movement in Regulatory Deferral Account balances (₹ per share)		3.30	(0.13)
Diluted before Net movement in Regulatory Deferral Account balances (₹ per share)		3.30	(0.13)

The above Statement of Profit and Loss should be read in conjunction with the accompanying note nos. 1 to 59.

**For and on behalf of the Board of Directors**

As per our report of even date

Sd/-  
**Lalit Jalan**  
Chairman  
(DIN 00270338)

Sd/-  
**Virendra Singh Verma**  
Director  
(DIN 07843461)

Sd/-  
**Suresh M Rangachar**  
Director  
(DIN 00020887)

For Haribhakti & Co. LLP  
ICAI Firm Registration No.  
103523W / W100048  
Chartered Accountants

Sd/-  
**Amal Sinha**  
CEO

Sd/-  
**Anjani K Sharma**  
Director  
(DIN 01180722)

Sd/-  
**Ajit K Ranade**  
Director  
(DIN 00918651)

Sd/-  
**Raj Kumar Agarwal**  
Partner  
(M. No. 074715)

Sd/-  
**Amarjeet Singh**  
CFO  
(FCA - 094254)

Sd/-  
**Pankaj Tandon**  
Company Secretary  
(FCS- 7248)

Place : New Delhi  
Date : April 30, 2019

**BSES RAJDHANI POWER LIMITED**  
**CASH FLOW STATEMENT FOR THE YEAR ENDED MARCH 31, 2019**

A.	Cash Flow From Operating Activities	Amounts (₹) in Crores	
		March 31, 2019	March 31, 2018
	Profit Before Income Tax	283.26	176.33
	<b>Adjustments For :</b>		
	Depreciation and Amortization Expense	309.47	298.01
	Interest Income	(53.42)	(57.92)
	Net Loss on Sale of Property, Plant and Equipment	21.51	17.89
	Transfer from Consumer Contribution for Capital Work	(38.10)	(35.02)
	Transfer from Service Line Deposit	(39.10)	(37.94)
	Provision for Doubtful Debts	-	9.33
	Provision for Retirement of Inventory and Fixed Assets	-	1.91
	Excess Provisions Written Back	(24.12)	(3.54)
	Adjustment for Regulatory Deferral Account Balances	52.10	(158.26)
	Adjustment for Other Comprehensive Income	(11.36)	(4.88)
	Adjustment for Loan Processing Fees	0.48	6.29
	Interest and Finance Charges	136.53	191.78
	LPSC on Power Purchase	1,040.92	1,113.37
	<b>Operating Profit Before Working Capital Changes</b>	<b>1,678.17</b>	<b>1,517.35</b>
	<b>Adjustments for (Increase)/Decrease in Assets</b>		
	Inventories	3.75	(4.57)
	Trade Receivables	(37.31)	(1.72)
	Other Current and Non Current - Financial Assets	40.23	158.87
	Other Current and Non Current Assets	(280.57)	(82.10)
	<b>Adjustments for Increase / (Decrease) in Liabilities</b>		
	Other Current and Non Current - Financial Liabilities	66.06	54.31
	Service Line Deposit	49.74	47.69
	Other Current and Non Current Liabilities	50.08	125.94
	Trade Payables	(1129.34)	(454.28)
	Provisions	51.82	81.06
		<b>(1185.54)</b>	<b>(74.80)</b>
	<b>Cash Generated From Operations</b>	<b>492.63</b>	<b>1,442.55</b>
	Income Tax Paid, Net of Refund (Including Tax deducted at source)	(57.79)	45.16
	<b>Net Cash from Operating Activities (I)</b>	<b>550.42</b>	<b>1,397.39</b>
B.	<b>Cash Flow From Investing Activities :-</b>		
	Purchase of Property, Plant and Equipment	(615.28)	(602.08)
	Sale of Property, Plant and Equipment	5.34	0.13
	Consumer Contribution for Capital Works	45.42	89.62
	Interest Received	24.25	58.14
	<b>Net Cash (used in) Investing Activities (II)</b>	<b>(540.27)</b>	<b>(454.19)</b>
C.	<b>Cash Flow From Financing Activities :-</b>		
	Interest Charges	(134.29)	(191.50)
	Net (Repayment)/ Proceeds from Cash credit	61.05	(157.87)
	Repayment of Long Term Borrowings	-	(1,181.20)
	Proceeds from Long Term Borrowings	-	537.96
	<b>Net Cash (used in) Financing Activities (III)</b>	<b>(73.24)</b>	<b>(992.61)</b>
	<b>Total (I+II+III)</b>	<b>(63.09)</b>	<b>(49.41)</b>
	Cash and Cash Equivalents as at the commencement of the Year	219.69	269.10
	Cash and Cash Equivalents as at the end of the year	156.60	219.69
	<b>Net (Decrease) as disclosed above</b>	<b>(63.09)</b>	<b>(49.41)</b>

**Disclosure of changes in liabilities arising from financing activities**

Amounts (₹) in Crores

Particulars	Term Loans including current maturities	Short Term Loans- CC	Interest
<b>Opening Balance as at April 01, 2018</b>	535.26	52.32	1.14
Add:- Proceeds from borrowings/ Interest accrued during the year	-	61.05	136.53
Less:- Repayment of borrowings / Interest payment during the year	-	-	(134.29)
<b>Non Cash items :-</b>			
- Amortization	0.48	-	-
<b>Closing Balance as at March 31, 2019</b>	<b>535.74</b>	<b>113.37</b>	<b>3.38</b>

Particulars	Term Loans including current maturities	Short Term Loans- CC	Interest
<b>Opening Balance as at April 01, 2017</b>	1,172.21	210.19	0.86
Add:- Proceeds from borrowings/ Interest accrued during the year	537.96	-	191.78
Less:- Repayment of borrowings / Interest payment during the year	1,181.20	157.87	(191.50)
<b>Non Cash items :-</b>			
- Amortization	6.29	-	-
<b>Closing Balance as at March 31, 2018</b>	<b>535.26</b>	<b>52.32</b>	<b>1.14</b>

The above Cash Flow Statement should be read in conjunction with the accompanying note nos. 1 to 59.

**For and on behalf of the Board of Directors**

As per our report of even date

Sd/-  
**Lalit Jalan**  
Chairman  
(DIN 00270338)

Sd/-  
**Virendra Singh Verma**  
Director  
(DIN 07843461)

Sd/-  
**Suresh M Rangachar**  
Director  
(DIN 00020887)

For Haribhakti & Co. LLP  
ICAI Firm Registration No.  
103523W / W100048  
Chartered Accountants

Sd/-  
**Amal Sinha**  
CEO

Sd/-  
**Anjani K Sharma**  
Director  
(DIN 01180722)

Sd/-  
**Ajit K Ranade**  
Director  
(DIN 00918651)

Sd/-  
**Raj Kumar Agarwal**  
Partner  
(M. No. 074715)

Sd/-  
**Amarjeet Singh**  
CFO  
(FCA - 094254)

Sd/-  
**Pankaj Tandon**  
Company Secretary  
(FCS- 7248)

Place : New Delhi  
Date : April 30, 2019

**BSES RAJDHANI POWER LIMITED**

**STATEMENT OF CHANGES IN EQUITY FOR THE YEAR ENDED MARCH 31, 2019**

**A. Equity share capital**

Particulars	Amount ₹ in Crores
Balance as at April 01, 2017	1,040.00
Changes in Equity share capital during the year	-
Balance as at March 31, 2018	1,040.00
Changes in Equity share capital during the year	-
Balance as at March 31, 2019	1,040.00

**B. Other equity**

(Amount in ₹ Crores)

Particulars	Reserves and Surplus		Total
	General Reserve	Retained Earnings	
<b>Balance as at April 01, 2017</b>	-	<b>292.07</b>	<b>292.07</b>
Profit as per statement of profit and loss for the year	-	145.11	145.11
Other comprehensive income for the year net of income tax	-	0.27	0.27
Total comprehensive income for the year	-	145.38	145.38
<b>Balance as at March 31, 2018</b>	-	<b>437.45</b>	<b>437.45</b>
Profit as per statement of profit and loss for the year	-	291.27	291.27
Other comprehensive income for the year net of income tax	-	0.57	0.57
Total comprehensive income for the year	-	291.84	291.84
<b>Balance as at March 31, 2019</b>	-	<b>729.29</b>	<b>729.29</b>

The above Statement of Change in Equity should be read in conjunction with the accompanying note nos. 1 to 59.

**For and on behalf of the Board of Directors**

As per our report of even date	Sd/- <b>Lalit Jalan</b> Chairman (DIN 00270338)	Sd/- <b>Virendra Singh Verma</b> Director (DIN 07843461)	Sd/- <b>Suresh M Rangachar</b> Director (DIN 00020887)
For Haribhakti & Co. LLP ICAI Firm Registration No. 103523W / W100048 Chartered Accountants	Sd/- <b>Amal Sinha</b> CEO	Sd/- <b>Anjani K Sharma</b> Director (DIN 01180722)	Sd/- <b>Ajit K Ranade</b> Director (DIN 00918651)
Sd/- Raj Kumar Agarwal Partner (M. No. 074715)	Sd/- <b>Amarjeet Singh</b> CFO (FCA - 094254)	Sd/- <b>Pankaj Tandon</b> Company Secretary (FCS- 7248)	

Place : New Delhi  
Date : April 30, 2019

**BSES RAJDHANI POWER LIMITED**  
**Notes to Financial Statements for the Year Ended March 31, 2019****Corporate Information**

**BSES RAJDHANI POWER LIMITED ("BRPL" or "The Company")** is a limited Company incorporated in India having registered office at BSES Bhawan, Nehru Place, New Delhi - 110019.

The Delhi Electricity Distribution Model is a unique model based on Public Private Partnership (between Reliance Infrastructure Limited and Government of National Capital Territory of Delhi) acclaimed by various International bodies like World Bank, ADB, USAID etc. The Government of National Capital Territory of Delhi (hereinafter referred to as "GoNCTD") initiated an enabling and futuristic step of privatising the erstwhile Delhi Vidyut Board (DVB) with effect from July 1, 2002. Result of the privatization culminated in formation of BSES Rajdhani Power Limited (hereinafter referred to as "BRPL"), under the provisions of the then Companies Act, 1956, which also is, inter-alia, a distribution licensee within the ambit of the Electricity Act, 2003 (hereinafter referred to as "Electricity Act") which ensured that provisions of the enactments specified in the Delhi Electricity Reforms Act, 2000 (hereinafter referred to as "DERA") (Delhi Act No. 2 of 2001), not inconsistent with the provisions of the Electricity Act remained applicable to Delhi, as it was part of the Schedule referred to in Section 185 of the Electricity Act.

The Company is primarily engaged in the business of distribution of electricity in South and West district in the National Capital Territory. The Company has been granted a license for distribution and retail supply of electricity by the Hon'ble DERC in March 2004. The License is valid for a period of 25 years.

Since the privatization, BRPL has traversed a long and successful journey to become one of the most respected utilities in the country. Over a period of time, BRPL had been awarded certifications like ISO 14001:2015, ISO 27001:2013 & OHSAS 18001:2007, while becoming an entity to be reckoned with. BRPL today serves over 25.50 Lakh satisfied consumers in South and West Delhi.

These Financial Statement of the Company for the year ended March 31, 2019 are authorized for issue by the Board of Directors on April 30, 2019.

**Note-1 Significant Accounting Policies**

This note provides a list of the Significant Accounting Policies adopted in the preparation of the Financial Statements of the Company. These policies have been consistently applied to all the years presented, unless otherwise stated.

**a) Basis of Preparation****(i) Statement of Compliance**

The financial statements comply with Indian Accounting Standards (Ind AS) notified under Section 133 of the Companies Act, 2013 (the Act) to be read with relevant rules and other accounting principles and other relevant provisions of the Act.

Further, the provisions of the Delhi Electricity Reform (Transfer Scheme) Rules, 2001 (hereinafter referred to as "Transfer Scheme") and other relevant documents / agreements have also been taken into account while preparing the Financial Statements.

Financial Statements have been prepared in accordance with the requirements of the information and disclosures mandated by, Schedule III of the Companies Act 2013, applicable Ind AS, the applicable provisions of the Electricity Act and other applicable pronouncements and regulations.

All amounts disclosed in the financial statements and notes have been rounded off to the nearest Crores as per the requirement of Schedule III, unless otherwise stated.

**(ii) Basis of Measurement**

The Financial Statements have been prepared on a historical cost basis, except for the following :

- Certain Financial Assets and Liabilities (including derivative instruments) that are measured at fair value; and
- Defined benefit plans - plan assets measured at fair value

**(iii) New standards and interpretations**

Ministry of Corporate Affairs ("MCA"), through Companies (Indian Accounting Standards) Amendment Rules, 2019 and Companies (Indian Accounting Standards) Second Amendment Rules, has notified the following new and amendments to Ind AS which the Company has not applied as they are effective from annual periods beginning on or after April 1, 2019:

**Ind AS - 116**

On March 30, 2019, Ministry of Corporate Affairs has notified Ind AS 116, Leases. Ind AS 116 will replace the existing leases Standard, Ind AS 17 Leases, and related interpretations. The Standard sets out the principles for the recognition, measurement, presentation and disclosure of leases for both parties to a contract i.e., the lessee and the lessor. Ind AS 116 introduces a single lessee accounting model and requires a lessee to recognize assets and liabilities for all leases with a term of more than 12 months, unless the underlying asset is of low value. Currently, operating lease expenses are charged to the statement of profit & loss. The Standard also contains enhanced disclosure requirements for lessees. Ind AS 116 substantially carries forward the lessor accounting requirements in Ind AS 17.

The Company is evaluating the requirements of Ind AS 116 and has not yet determined its impact on the financial statements.

**Ind AS – 12 Appendix C, Uncertainty over Income Tax treatments:**

On March 30, 2019, Ministry of Corporate Affairs has notified Ind AS 12 Appendix C, Uncertainty over Income Tax Treatment which is to be applied while performing the determination of taxable profit (or loss), tax bases, unused tax losses, unused tax credits and tax rates, when there is uncertainty over income tax treatments under Ind AS 12. According to Appendix, companies need to determine the probability of the relevant tax authority accepting each tax treatment, or group of tax treatments, when determining tax profit (tax loss), tax bases, unused tax losses, unused tax credit and tax rates.

The standard permits two possible methods of transition- i) Full retrospective approach- Under this approach, Appendix C will be applied retrospectively to each prior reporting period presented in accordance with Ind AS 8 – Accounting Policies, Change in Accounting Estimates and Errors, without using hindsight and ii) retrospectively with cumulative effect of initially applying Appendix C recognized by adjusting equity on initial application without adjusting comparatives.

The Company will adopt the standard from April 1, 2019 and has decided to adjust the cumulative effects in equity on the date of initial application i.e. April 1, 2019 without adjusting comparatives.

The effect of adoption of Ind AS 12 Appendix C would be insignificant in the financial statements.

**BSES RAJDHANI POWER LIMITED**  
**Notes to Financial Statements for the Year Ended March 31, 2019****Amendment to Ind AS 12- Income Taxes**

On March 30, 2019, Ministry of Corporate Affairs issued amendments to the guidance in Ind AS 12, "Income Taxes", in connection with accounting for dividend distribution taxes.

The amendment clarifies that an entity shall recognize the income tax consequences of dividend in profit or loss, other comprehensive income or equity according to where the entity originally recognized those past transactions or events.

The Company is currently evaluating the effect of this amendment on the financial statements.

**Amendment to Ind AS 19- plan amendment, curtailment or settlement**

On March 30, 2019, Ministry of Corporate Affairs issued amendments to Ind AS 19, "Employee benefits", in connection with accounting for plan amendments, curtailments and settlements.

The amendment requires an entity :

- to use updated assumptions to determine current service cost and net interest for the remainder of the period after a plan amendment, curtailment or settlement; and
- to recognize in profit or loss as a part of past service cost, or a gain or loss on settlement, any reduction in surplus, even if that surplus was not previously recognized because of the impact of the asset ceiling.

The Company does not have any impact on account of this amendment.

**Amendment in Ind AS 23 – Borrowing Costs**

The amendments clarify that if any specific borrowing remains outstanding after the related asset is ready for its intended use or sale, that borrowing becomes part of the funds that an entity borrows generally when calculating the capitalisation rate on general borrowings. The Company does not expect any impact from this amendment.

**(iv) Others**

Financial Statements has been prepared on a going concern basis in accordance with the applicable accounting standards prescribed in the Companies (Indian Accounting Standards) Rules, 2015 read with subsequent amendments issued by the Central Government.

The Company does not have any investment in or control over the other entities. Therefore, the Company does not require any consolidated financial statement. Hence, these financial statement prepared are on standalone basis.

**b) Current versus Non-Current Classification**

The Company presents assets and liabilities except regulatory assets in the Financial Statement based on current/ non-current classification.

An asset is treated as current when it is:

- Expected to be realized or intended to be sold or consumed in normal operating cycle.
- Expected to be realized within twelve months after the reporting period, or
- Cash or cash equivalent unless restricted from being exchanged or used to settle a liability for at least twelve months after the reporting period.
- held primarily for the purpose of trading.

All other assets are classified as non-current.

A liability is current when:

- It is expected to be settled in normal operating cycle.
- It is due to be settled within twelve months after the reporting period, or
- There is no unconditional right to defer the settlement of the liability for at least twelve months after the reporting period.
- held primarily for the purpose of trading.

All other liabilities are classified as non-current.

Deferred tax assets and liabilities are classified as non-current assets and liabilities.

The operating cycle is the time between the acquisition of assets for processing and their realisation in cash and cash equivalents. The Company has identified twelve months as its operating cycle.

Regulatory Assets are presented as separate line item distinguished from assets and liabilities as per Ind AS 114.

**c) Foreign Currency Translation****(i) Functional and Presentation Currency**

Items included in the Financial Statements are measured using the currency of the primary economic environment in which the entity operates i.e. "the functional currency". The Financial Statements are presented in Indian rupee (₹ INR), which is Company's functional and presentation currency.

**(ii) Transactions and Balances**

Foreign currency transactions are translated into the functional currency using exchange rates at the date of the transaction. Foreign exchange gains and losses from settlement of these transactions, and from translation of monetary assets and liabilities at the reporting date exchange rates are recognised in the Statement of Profit and Loss.

**BSES RAJDHANI POWER LIMITED**  
**Notes to Financial Statements for the Year Ended March 31, 2019****d) Revenue Recognition**

Effective April 1, 2018, the Company has applied Ind AS 115 which establishes a comprehensive framework for determining whether, how much and when revenue is to be recognised. The Standard requires apportioning revenue earned from contracts to individual promises, or performance obligations, on a relative standalone selling price basis, using a five-step model. Ind AS 115 replaces Ind AS 18 "Revenue" and Ind AS 11 "Construction Contracts". The Company has adopted Ind AS 115 using the cumulative effect method. The effect of initially applying this standard is recognised at the date of initial application (i.e. April 1, 2018) and the comparative information in the statement of profit and loss is not restated – i.e. the comparative information continues to be reported under Ind AS 18. Refer note 1(d) – Significant accounting policies – Revenue recognition in the Annual report of the Company for the year ended March 31, 2018, for the revenue recognition policy as per Ind AS 18.

There is no impact of the adoption of the Standard on the financial statements of the Company.

Revenue is recognized upon transfer of control of promised products or services to customers in an amount that reflects the consideration which the Company expects to receive in exchange of those products or services.

**Revenue from sale of power**

Revenue from sale of power, where the performance obligation is satisfied over time, is recognized by measuring progress using output method. Output method is determined based on the direct measurements of units delivered.

Revenue from sale of power is accounted on the basis of billing to consumers based on billing cycles followed by the Company which is inclusive of Power Purchase Adjustment Charges (PPAC) and unbilled revenue for the year. Consumers are billed on the basis of recording of consumption of electricity by installed meters. Where meters have stopped or are faulty, the billing is done based on the assessment of past consumption, usage of appliances, etc. Unbilled revenue is recognised on supply of energy to various consumers accrued upto the end of reporting period, which is billed to respective consumers in the subsequent billing cycle falling in the next reporting period. Unbilled revenue is in the nature of unbilled receivable and is therefore classified as financial assets by the Company.

Revenue from Open Access is determined on the basis of billing made to the customers based on units consumed.

Revenue in respect of the following is recognized as and when recovered because its ultimate collection is uncertain -

- (a) Delayed Payment Surcharge on electricity billed
- (b) Bills raised for dishonest abstraction of Power

The Company determines revenue gaps (i.e. surplus/shortfall in actual returns over returns entitled) in respect of its regulated operations in accordance with the provisions of Ind AS 114 "Regulatory Deferral Accounts" read with the Guidance Note on Rate Regulated Activities issued by ICAI and based on the principles laid down under the relevant Tariff Regulations / Tariff Orders notified by the Electricity Regulator and the actual or expected actions of the regulator under the applicable regulatory framework. Appropriate adjustments in respect of such revenue gaps are made in the revenue of the respective year for the amounts which are reasonably determinable and no significant uncertainty exists in such determination. These adjustments / accruals representing revenue gaps are carried forward as Regulatory deferral accounts debit balances and related deferred tax balances as the case may be in the financial statements, which would be recovered / refunded through future billing based on future tariff determination by the regulator in accordance with the electricity regulations.

**Consumer Contribution for capital works and Service line deposit**

Consumer's contribution towards cost of capital assets is treated as capital receipt and credited in liabilities until transferred to a separate account (in the nature of contract liability) on capitalization of the assets. An amount equivalent to the depreciation on such assets is appropriated from this account as income to the statement of profit and loss over the useful life of the assets.

Service Line Deposits are one time charges received from consumers at the time of new connection applied or at the time of revision of load for transmission of power. The amount received is in the nature of upfront charges and is treated as contract liability and an amount equivalent to the depreciation on such assets is appropriated from this account as income to the statement of profit and loss over the useful life of the assets.

**Other Income:**

Insurance and other claims are recognised as revenue on certainty of receipt on prudent basis.

Income from advertisements, rentals and others is recognised in accordance with terms of the contracts with customers based on the period for which the facilities have been used.

Interest income is recognised using the effective interest rate method. The effective interest rate is the rate that exactly discounts estimated future cash receipts through the expected life of the financial asset to the gross carrying amount of a financial asset. When calculating the effective interest rate, the Company estimates the expected cash flows by considering all the contractual terms of the financial instrument (for example, prepayment, extension, call and similar options) but does not consider the expected credit losses.

Lease in which the Company does not transfer substantially all the risks and benefits of ownership of the asset are classified as operating leases. Assets subject to operating leases are included in fixed assets. Lease income on an operating lease is recognised in the Statement of Profit and Loss on a straight-line basis over the lease term. Costs, including depreciation, are recognised as an expense in the Statement of Profit and Loss. Initial direct costs such as legal costs, brokerage costs, etc. are recognised immediately in the Statement of Profit and Loss.

Revenue from street light maintenance is recognised on the basis of numbers of points maintained for Municipal Corporations of Delhi.

**e) Banking Arrangements of Power**

The Company enters into banking arrangements of powers with other power generators/traders to bank power and vice versa and take back or return the banking power over agreed period. The power banking transactions both way are recorded in conformity with the rates promulgated by DERC directives as applicable. (Refer Note 35)



**BSES RAJDHANI POWER LIMITED**  
**Notes to Financial Statements for the Year Ended March 31, 2019****f) Government Grants**

Grants from the government are recognised at their fair value where there is a reasonable assurance that the grant will be received and the Company will comply with all attached conditions.

Government grants relating to income are deferred and recognised in the statement of profit and loss over the period necessary to match them with the costs that they are intended to compensate and presented within other income.

Government grants relating to the purchase of property, plant and equipment are included in non current liabilities as deferred income and are credited to the statement of profit and loss on a straight-line basis over the expected lives of the related assets and presented within other income.

**g) Income Tax**

Income tax expense for the year comprises of current tax and deferred tax. Income tax is recognised in the Statement of Profit and Loss except to the extent that it relates to items recognised in "Other comprehensive income" or directly in Equity and Regulatory Assets, in which case the tax is recognised in "Other comprehensive income" or directly in Equity and Regulatory Assets respectively. First time adoption adjustments as on April 01, 2015 under Ind AS shall be considered for computation of MAT liability as per section 115JB equally for five years starting from Financial Year 2016-17.

The Income tax expense or credit for the period is the tax payable on the current period's taxable income based on the applicable income tax rate for each jurisdiction adjusted by changes in deferred tax assets and liabilities attributable to temporary differences and to unused tax losses.

The current income tax charge is calculated on the basis of the tax rates enacted or substantively enacted at the end of the reporting period. The Company establishes provisions where appropriate on the basis of amounts expected to be paid to the tax authorities.

Deferred income tax is provided in full, using the liability method, on temporary differences arising between the tax bases of assets and liabilities and their carrying amounts in the Financial Statements. Deferred income tax is determined using tax rates that have been enacted or substantially enacted by the end of the reporting period and are expected to apply when the related deferred income tax asset is realized or the deferred income tax liability is settled.

Deferred tax assets are recognised for all deductible temporary differences and unused tax losses only if it is probable that future taxable amounts will be available to utilize those temporary differences and losses. Deferred tax assets are reviewed at each reporting date and are reduced to the extent that it is no longer probable that the related tax benefit will be realized. Deferred tax assets and liabilities are offset when there is a legally enforceable right to offset current tax assets and liabilities and when the deferred tax balances relate to the same taxation authority. Current tax assets and tax liabilities are offset where the entity has a legally enforceable right to offset and intends either to settle on a net basis, or to realize the asset and settle the liability simultaneously.

In accordance with the Multi Year Tariff (MYT) Regulations issued by DERC from time to time for determination of power tariff, the Income Tax liability shall be considered for tariff determination. The same will be adjusted in future as and when the deferred tax converts to current tax.

**h) Leases**

The determination of whether an arrangement is (or contains) a lease is based on the substance of the arrangement at the inception of the lease. The arrangement is, (or contains), a lease if fulfillment of the arrangement is dependent on the use of a specific asset or assets and the arrangement conveys a right to use the asset or assets, even if that right is not explicitly specified in an arrangement.

*As a lessee*

Leases of property, plant and equipment where the Company, as lessee, has substantially all the risks and rewards of ownership are classified as finance leases. Finance leases are capitalized at the lease's inception at the fair value of the leased property or, if lower, the present value of the minimum lease payments. The corresponding rental obligations, net of finance charges, are included in borrowings or other financial liabilities as appropriate. Each lease payment is allocated between the liability and finance cost. The finance cost is charged to the Statement of profit and loss over the lease period so as to produce a constant periodic rate of interest on the remaining balance of the liability for each period. Contingent rentals are recognised as expenses in the periods in which they are incurred.

Leases in which a significant portion of the risks and rewards of ownership are not transferred to the Company as lessee are classified as operating leases. Payments made under operating leases (net of any incentives received from the lesser) are charged to the Statement of profit and loss on a straight-line basis over the period of the lease unless the payments are structured to increase in line with expected general inflation to compensate for the lessor's expected inflationary cost increases.

**i) Impairment of Non-Financial Assets**

Assessment for impairment is done at each Balance Sheet date as to whether there is any indication that a non-financial asset may be impaired. Indefinite-life intangibles are subject to a review for impairment annually or more frequently if events or circumstances indicate that it is necessary.

For the purpose of assessing impairment, the smallest identifiable group of assets that generates cash inflows from continuing use that are largely independent of the cash inflows from other assets or group of assets is considered as a cash generating unit. Goodwill acquired in a business combination is, from the acquisition date, allocated to each of the Company's cash-generating units that are expected to benefit from the synergies of the combination, irrespective of whether other assets or liabilities of the acquire are assigned to those units.

**BSES RAJDHANI POWER LIMITED**  
**Notes to Financial Statements for the Year Ended March 31, 2019**

If any indication of impairment exists, an estimate of the recoverable amount of the individual asset/cash generating unit is made. Asset/cash generating unit whose carrying value exceeds their recoverable amount are written down to the recoverable amount by recognizing the impairment loss as an expense in the Statement of Profit and Loss. The impairment loss is allocated first to reduce the carrying amount of goodwill (if any) allocated to the cash generating unit and then to the other assets of the unit on pro rata basis, based on the carrying amount of each asset in the unit. Recoverable amount is higher of an asset's or cash generating unit's fair value less cost of disposal and its value in use. Value in use is the present value of estimated future cash flows expected to arise from the continuing use of an asset or cash generating unit and from its disposal at the end of its useful life. Assessment is also done at each Balance Sheet date as to whether there is any indication that an impairment loss recognised for an asset in prior accounting periods may no longer exist or may have decreased. An impairment loss is reversed if there has been a change in the estimates used to determine the recoverable amount. An impairment loss is reversed only to the extent that the assets carrying amount does not exceed the carrying amount that would have been determined, net of depreciation and amortization, if no impairment loss had been recognised. An impairment loss recognised for goodwill is not reversed in subsequent periods.

**j) Cash and cash equivalents**

For the purpose of presentation in the statement of cash flows, cash and cash equivalents includes cash on hand, deposits held at call with financial institutions, other short-term, highly liquid investments with original maturities of three months or less that are readily convertible to known amounts of cash and which are subject to an insignificant risk of changes in value, and bank overdrafts. Bank overdrafts are shown within borrowings in current liabilities in the balance sheet.

**k) Trade Receivables**

Trade receivables are recognised initially at transaction value less provision for impairment.

The Company's trade receivable are generally non interest bearing, if paid within the due dates. However, the Company charges LPSC if paid after due dates.

**l) Inventories**

Inventories are stated at the lower of cost or net realizable value. Costs are assigned to individual items of inventory on weighted average basis. Cost includes purchase price, freight inwards and other expenditure incurred in bringing such inventories to their present location and condition. Costs of purchased inventory are determined after deducting rebates and discounts. Net realizable value is the estimated selling price in the ordinary course of business less the estimated costs of completion and the estimated costs necessary to make the sale.

The comparison of cost and net realizable value is made on an item by item basis. Provisions are made for obsolete and non moving inventories.

**m) Financial Instruments**

The Company recognizes financial assets and liabilities when it becomes a party to the contractual provisions of the instrument. All financial assets and liabilities are recognised at fair values on initial recognition, except for trade receivables which are initially measured at transaction price.

**Financial Assets****(i) Classification**

The Company classifies its financial assets in the following measurement categories:

- those to be measured subsequently at fair value (either through other comprehensive income, or through profit or loss), and
- those measured at amortized cost.

The classification depends on the entity's business model for managing the financial assets and the contractual terms of the cash flows.

For assets measured at fair value, gains and losses will either be recorded in Statement of profit and loss or other comprehensive income. For investments in debt instruments, this will depend on the business model in which the investment is held. For investments in equity instruments, this will depend on whether the Company has made an irrevocable election at the time of initial recognition to account for the equity investment at fair value through other comprehensive income. This election is not permitted if the equity investment is held for trading.

The Company reclassifies debt investments when and only when its business model for managing those assets changes.

**(ii) Measurement**

At initial recognition, the Company measures a financial asset at its fair value and, in the case of a financial asset not at fair value through profit or loss, transaction costs that are directly attributable to the acquisition of the financial asset. Transaction costs of financial assets carried at fair value through profit or loss are expensed in profit or loss.

Financial assets with embedded derivatives are considered in their entirety when determining whether their cash flows are solely payment of principal and interest.

**Subsequent****Debt instruments**

Subsequent measurement of debt instruments depends on the Company's business model for managing the asset and the cash flow characteristics of the asset. There are three measurement categories into which the Company classifies its debt instruments:

- **Amortized cost:** Assets that are held for collection of contractual cash flows where those cash flows represent solely payments of principal and interest are measured at amortized cost. A gain or loss on a debt investment that is subsequently measured at amortized cost and is not part of a hedging relationship is recognised in statement of profit and loss when the asset is derecognized or impaired. Interest income from these financial assets is included in finance income using the effective interest rate method.

**BSES RAJDHANI POWER LIMITED**  
**Notes to Financial Statements for the Year Ended March 31, 2019**

• **Fair value through other comprehensive income (FVOCI):** Assets that are held for collection of contractual cash flows and for selling the financial assets, where the assets' cash flows represent solely payments of principal and interest, are measured at fair value through other comprehensive income (FVOCI). Movements in the carrying amount are taken through OCI, except for the recognition of impairment gains or losses, interest revenue and foreign exchange gains and losses which are recognised in profit and loss. When the financial asset is derecognized, the cumulative gain or loss previously recognised in OCI is reclassified from equity to profit or loss and recognised in other gains/ (losses). Interest income from these financial assets is included in other income using the effective interest rate method. At present no Financial Assets fulfil this condition.

• **Fair value through profit or loss:** Assets that do not meet the criteria for amortized cost or FVOCI are measured at fair value through profit or loss. A gain or loss on a debt investment that is subsequently measured at fair value through profit or loss and is not part of a hedging relationship is recognised in the statement of profit and loss and presented net in the statement of profit and loss within other gains/(losses) in the period in which it arises. Interest income from these financial assets is included in other income.

**Equity instruments**

The Company subsequently measures all equity investments at fair value. Where the Company's management has elected to present fair value gains and losses on equity investments in other comprehensive income, there is no subsequent reclassification of fair value gains and losses to the statement of profit and loss. Dividends from such investments are recognised in the statement of profit and loss as other income when the Company's right to receive payments is established.

Changes in the fair value of financial assets at fair value through profit or loss are recognised in statement of profit and loss. Impairment losses (and reversal of impairment losses) on equity investments measured at FVOCI are not reported separately from other changes in fair value.

**(iii) Impairment of Financial Assets**

The Company assesses on a forward looking basis the expected credit losses associated with its assets carried at amortized cost and FVOCI debt instruments. The impairment methodology applied depends on whether there has been a significant increase in credit risk.

For trade receivables only, the Company applies the simplified approach permitted by Ind AS 109 "Financial Instruments", which requires expected credit loss allowance to be recognised for initial recognition of the receivable. The Company has also used a practical expedient i.e. provision matrix for their determination as per Ind AS 109.

**(iv) Derecognition of Financial Assets**

A financial asset is derecognized only when:

- The Company has transferred the rights to receive cash flows from the financial asset or
- retains the contractual rights to receive the cash flows of the financial asset, but assumes a contractual obligation to pay the cash flows to one or more recipients.

Where the entity has transferred an asset, the Company evaluates whether it has transferred substantially all risks and rewards of ownership of the financial asset. In such cases, the financial asset is derecognized.

Where the entity has neither transferred a financial asset nor retains substantially all risks and rewards of ownership of the financial asset, the financial asset is derecognized if the Company has not retained control of the financial asset. Where the Company retains control of the financial asset, the asset is continued to be recognised to the extent of continuing involvement in the financial asset.

**n) Financial Liabilities****Initial recognition and measurement**

All financial liabilities are recognised initially at fair value and in the case of loans and borrowings and payables, net of directly attributable transaction costs. The Company's financial liabilities include trade and other payables, loans and borrowings including bank overdrafts.

**Subsequent measurement****Financial liabilities at amortized cost**

After initial measurement, such financial liabilities are subsequently measured at amortized cost using the effective interest rate (EIR) method. Amortized cost is calculated by taking into account any discount or premium on acquisition and fees or costs that are an integral part of the EIR. The EIR amortization is included in finance costs in the profit or loss.

**i) Borrowings**

Borrowings are initially recognised at fair value, net of transaction costs incurred. Borrowings are subsequently measured at amortized cost. Any difference between the proceeds (net of transaction costs) and the redemption amount is recognised in the statement of profit and loss over the period of the borrowings using the EIR. Fees paid on the establishment of loan facilities are recognised as transaction costs of the loan to the extent that it is probable that some or all of the facility will be drawn down. In this case, the fee is deferred until the draw down occurs. To the extent there is no evidence that it is probable that some or all of the facility will be drawn down, the fee is capitalized as a prepayment for liquidity services and amortized over the period of the facility to which it relates.

Borrowings are removed from the balance sheet when the obligation specified in the contract is discharged, cancelled or expired. The difference between the carrying amount of a financial liability that has been extinguished or transferred to another party and the consideration paid, including any non cash assets transferred or liabilities assumed, is recognised in the statement of profit and loss.

Borrowings are classified as current liabilities unless the Company has an unconditional right to defer settlement of the liability for at least 12 months after the reporting period. Where there is a breach of a material provision of a long term loan arrangement on or before the end of the reporting period with the effect that the liability becomes payable on demand on the reporting date, the entity does not classify the liability as current, if the lender agreed, after the reporting period and before the approval of the financial statements for issue, not to demand payment as a consequence of the breach.

**ii) Trade and other payables**

These amounts represent liabilities for goods and services provided to the Company prior to the end of financial year which are unpaid. Trade and other payables are presented as current liabilities unless payment is not due within 12 months after the reporting period. They are recognised initially at their fair value and subsequently measured at amortized cost using the effective interest method.

**BSES RAJDHANI POWER LIMITED**  
**Notes to Financial Statements for the Year Ended March 31, 2019****Derecognition**

A financial liability is derecognized when the obligation under the liability is discharged or cancelled or expires. When an existing financial liability is replaced by another from the same lender on substantially different terms, or the terms of an existing liability are substantially modified, such an exchange or modification is treated as the derecognition of the original liability and the recognition of a new liability. The difference in the respective carrying amounts is recognized in the statement of profit or loss.

**o) Fair Value Measurement**

Fair value is the price that would be received to sell an asset or paid to transfer a liability in an orderly transaction between market participants at the measurement date. The fair value measurement is based on the presumption that the transaction to sell the asset or transfer the liability takes place either:

- In the principal market for the asset or liability, or
- In the absence of a principal market, in the most advantageous market for the asset or liability

The principal or the most advantageous market must be accessible by the Company.

The fair value of an asset or a liability is measured using the assumptions that market participants would use when pricing the asset or liability, assuming that market participants act in their economic best interest.

A fair value measurement of a non financial asset takes into account a market participant's ability to generate economic benefits by using the asset in its highest and best use or by selling it to another market participant that would use the asset in its highest and best use.

The Company uses valuation techniques that are appropriate in the circumstances and for which sufficient data are available to measure fair value, maximizing the use of relevant observable inputs and minimizing the use of unobservable inputs.

All assets and liabilities for which fair value is measured or disclosed in the financial statements are categorized within the fair value hierarchy, described as follows, based on the lowest level input that is significant to the fair value measurement as a whole:

Level 1 - Quoted (unadjusted) market prices in active markets for identical assets or liabilities.

Level 2- Valuation techniques for which the lowest level input that is significant to the fair value measurement is directly or indirectly observable.

Level 3 -Valuation techniques for which the lowest level input that is significant to the fair value measurement is unobservable.

For assets and liabilities that are recognised in the financial statements on a recurring basis, the Company determines whether transfers have occurred between levels in the hierarchy by re-assessing categorization (based on the lowest level input that is significant to the fair value measurement as a whole) at the end of each reporting period.

The Company's management determines the policies and procedures for both recurring and non recurring fair value measurement, such as derivative instruments and unquoted financial assets measured at fair value.

At each reporting date, the management analyses the movements in the values of assets and liabilities which are required to be remeasured or re-assessed as per the Company's accounting policies. For this analysis, the management verifies the major inputs applied in the latest valuation by agreeing the information in the valuation computation to contracts and other relevant documents.

The management also compares the change in the fair value of each asset and liability with relevant external sources to determine whether the change is reasonable.

For the purpose of fair value disclosures, the Company has determined classes of assets and liabilities on the basis of the nature, characteristics and risks of the asset or liability and the level of the fair value hierarchy as explained above.

**p) Derivatives****(i) Derivatives that are not designated as hedges**

Derivatives including forward contracts are initially recognised at fair value on the date a derivative contract is entered into and are subsequently re-measured to their fair value at the end of each reporting period. The Company does not designate their derivatives as hedges and such contracts are accounted for at fair value through profit or loss and are included in statement of profit and loss.

**(ii) Embedded derivatives**

An embedded derivative is a component of a hybrid (combined) instrument that also includes a non-derivative host contract with the effect that some of the cash flows of the combined instrument vary in a way similar to a standalone derivative. An embedded derivative causes some or all of the cash flows that otherwise would be required by the contract to be modified according to a specified interest rate, financial instrument price, commodity price, foreign exchange rate, index of prices or rates, credit rating or credit index, or other variable, provided in the case of a non-financial variable that the variable is not specific to a party to the contract. Reassessment only occurs if there is either a change in the terms of the contract that significantly modifies the cash flows that would otherwise be required or a reclassification of a financial asset out of the fair value through profit or loss.

Derivatives embedded in a host contract that is an asset within the scope of Ind AS 109 are not separated. Financial assets with embedded derivatives are considered in their entirety when determining whether their cash flows are solely payment of principal and interest.

Derivatives embedded in all other host contract are separated only if the economic characteristics and risks of the embedded derivative are not closely related to the economic characteristics and risks of the host and are measured at fair value through profit or loss. Embedded derivatives closely related to the host contracts are not separated.

The Company currently does not have any such derivatives which are not closely related.

**q) Offsetting financial instruments**

Financial assets and liabilities are offset and the net amount is reported in the balance sheet where there is a legally enforceable right to offset the recognised amounts and there is an intention to settle on a net basis or realize the asset and settle the liability simultaneously. The legally enforceable right must not be contingent on future events and must be enforceable in the normal course of business and in the event of default, insolvency or bankruptcy of the Company or the counterparty.

**BSES RAJDHANI POWER LIMITED**  
**Notes to Financial Statements for the Year Ended March 31, 2019**

**r) Property, Plant and Equipment**

Tangible assets except assets transferred from erstwhile DVB are stated at cost less accumulated depreciation and amortization, if any. Cost comprises the purchase price, any cost attributable to bringing the assets to its working condition for its intended use and initial estimate of costs of dismantling and removing the item and restoring the site, if any.

Assets transferred from erstwhile DVB are stated at the transaction value as notified by the GoNCTD under the transfer scheme. Values assigned to different heads of individual fixed assets as on the date of the transfer i.e. July 01, 2002 are as per independent valuer's certificate.

Subsequent costs are included in the asset's carrying amount or recognised as a separate asset, as appropriate, only when it is probable that future economic benefits associated with the item will flow to the Company and the cost of the item can be measured reliably. The carrying amount of any component accounted for as a separate asset is derecognized when replaced. All other repairs and maintenance are charged to the statement of profit and loss during the reporting period in which they are incurred.

All project related expenditure viz. civil works, machinery under erection, construction and erection materials, preoperative expenditure incidental / attributable to the construction of projects, borrowing cost incurred prior to the date of commercial operations and trial run expenditure are shown under Capital Work in Progress.

An asset's carrying amount is written down to its recoverable amount if the asset's carrying amount is greater than its estimated recoverable amount.

**s) Intangible Assets**

Intangible assets are stated at cost of acquisition less accumulated amortization and impairment losses, if any. Cost comprises the purchase price and any cost attributable to bringing the assets to its working condition for its intended use. An intangible asset is recognised when it is probable that the future economic benefits attributable to the asset will flow to the enterprise and where its cost can be reliably measured.

Subsequent costs are included in the asset's carrying amount or recognised as a separate asset, as appropriate, only when it is probable that future economic benefits associated with the item will flow to the Company and the cost of the item can be measured reliably.

**t) Depreciation and amortization methods, estimated useful lives and residual value**

In accordance with Part B of Schedule II of the Companies Act 2013, depreciation/amortization on fixed assets has been computed based on rate or useful life given in DERC regulations. However, in case of assets where no useful life is prescribed in DERC regulation, the useful life and residual value as given in Part C of Schedule II of the Companies Act, 2013 is followed. Further, in case of any class of asset where useful life as estimated by management and/ or certified by Independent valuer is lower than DERC or Part C of Schedule II of the Companies Act, 2013, then such lower useful life is followed for computing depreciation on such asset.

Depreciation on refurbished/revamped assets which are capitalized separately is provided for over the reassessed useful life.

Residual value is taken at the rate of 10% of assets based on DERC regulations or based on independent valuer assessment, as applicable.

Till March 31, 2017, depreciation has been computed based on straight line method following the useful life's mentioned as under:

Description of Assets	Useful Life of Asset (In Years)
I. Buildings:	
a) Buildings & Pucca Roads	50
b) Temporary Structures	5
II. Plant & Machinery :	
a) Transformers & Switchgears	25
b) Lightning Arrestors	25
c) Batteries	5
d) Energy Meters*	10
e) Distribution Systems :	
- Overhead Lines	25
- Underground Cables	35
III. Furniture & Fixtures	15
IV. Office Equipments	
a) Communication Equipments*	10
b) Office Equipments & Others	15
V. Computers #	
a) Hardware	3
b) Software, Servers & Networking Equipment	6
VI. Vehicles	5

\* Useful life of assets is determined based on independent valuer's certificate

**BSES RAJDHANI POWER LIMITED**  
**Notes to Financial Statements for the Year Ended March 31, 2019**

On February 1, 2017, DERC has notified DERC Tariff Regulations, 2017 ("New Regulations") which is effective from April 1, 2017. New regulations has revised the rate of computation of depreciation for certain block of assets and has also revised the useful life for certain block of assets. Details of changes made by New Regulations are as follows:

a) Asset class where the useful life has been revised

Assets Class	Old Useful Life	New Useful Life
Furniture & Fixture	15	10
Office Equipment	15	10
Vehicles	5	10
Temporary Structure	5	Nil
Computer – Hardware#	3	6

b) Asset class where the rate of computation of depreciation has been revised (useful life remain constant)

Assets Class	Old Rates	Rate** ( for initial 12 years)
Transformer , switchgear lightening arrestors and Overhead Lines including cable supports	3.60%	5.83%
Underground cable including joint boxes and disconnected boxes	2.57%	5.83%
Computer – Software#	15%	16.67%

\*\*Rate after 12 years shall be computed based on the balance depreciable value spread over remaining useful life of assets

# For Computers Hardware and Computer Software, salvage value has been considered as Nil in the New Regulations.

**Depreciation/ amortization methods, estimated useful lives and residual value**

The estimated useful life of property, plant and equipment is based on a number of factors including the effects of obsolescence, demand, competition and other economic factors (such as the stability of the industry and non technological advances) and the level of maintenance expenditures required to obtain the expected future cash flows from the assets.

The residual values are not more than 10% of the original cost of the assets.

The Company reviews, at the end of each reporting date, the useful life of Property, Plant and Equipment and residual value thereof and changes, if any, are adjusted prospectively, as appropriate.

**u) Borrowing Costs**

General and specific borrowing costs that are directly attributable to the acquisition, construction or production of a qualifying asset are capitalized during the period of time that is required to complete and prepare the asset for its intended use or sale. Qualifying assets are assets that necessarily take a substantial period of time to get ready for their intended use or sale.

Investment income earned on the temporary investment of specific borrowings pending their expenditure on qualifying assets is deducted from the borrowing costs eligible for capitalization.

Other borrowing costs are expensed in the period in which they are incurred.

**v) Provisions**

Provisions are recognised when the Company has a present legal or constructive obligation as a result of past events and it is probable that an outflow of resources will be required to settle the obligation and the amount can be reliably estimated. Provisions are not recognised for future operating losses.

Where there are a number of similar obligations, the likelihood that an outflow will be required in settlement is determined by considering the class of obligations as a whole. A provision is recognised even if the likelihood of an outflow with respect to any one item included in the same class of obligations may be small.

Provisions are measured at the present value of the management's best estimate of the expenditure required to settle the present obligation at the end of the reporting period. The discount rate used to determine the present value is a pre-tax rate that reflects current market assessments of the time value of money and the risks specific to the liability. The increase in the provision due to the passage of time is recognised as finance cost.

When some or all of the economic benefits required to settle a provision are expected to be recovered from a third party, the receivable is recognised as an asset, if it is virtually certain that reimbursement will be received and the amount of the receivable can be measured reliably. The expense relating to a provision is presented in the statement of profit and loss net of reimbursements, if any.

**w) Contingent Liabilities and Contingent Assets:**

A contingent liability is a possible obligation that arises from past events whose existence will be confirmed by the occurrence or non occurrence of one or more uncertain future events beyond the control of the Company or a present obligation that is not recognised because it is probable that an outflow of resources will not be required to settle the obligation. However, if the possibility of outflow of resources, arising out of present obligation, is remote, it is not even disclosed as contingent liability.

A contingent liability also arises in extremely rare cases where there is a liability that cannot be recognised because it cannot be measured reliably. The Company does not recognize a contingent liability but discloses its existence in the notes to financial statements. A contingent asset is not recognised in financial statements, however, the same is disclosed where an inflow of economic benefit is probable.

**BSES RAJDHANI POWER LIMITED**  
**Notes to Financial Statements for the Year Ended March 31, 2019****x) Employee Benefits :****(i) Short-term obligations**

Liabilities for salaries and wage, including non-monetary benefits that are expected to be settled wholly within 12 months after the end of the period in which the employees render the related service are recognised in respect of employees' services up to the end of the reporting period and are measured at the amounts expected to be paid when the liabilities are settled. The liabilities are presented as current employee benefit obligations in the balance sheet.

**(ii) Other long-term employee benefit obligations****Employees other than Erstwhile DVB Employees**

The liabilities for earned leave and sick leave which are not expected to be settled wholly within 12 months after the end of the period in which the employees render the related service. They are therefore measured as the present value of expected future payments to be made in respect of services provided by employees up to the end of the reporting period using the projected unit credit method. The benefits are discounted using the market yields at the end of the reporting period that have terms approximating to the terms of the related obligation. Remeasurements as a result of experience adjustments and changes in actuarial assumptions are recognised in the statement of profit and loss.

The obligations are presented as current liabilities in the balance sheet if the entity does not have an unconditional right to defer settlement for at least twelve months after the reporting period, regardless of when the actual settlement is expected to occur.

**Erstwhile DVB Employees**

The liability for retirement pension payable to the Special Voluntary Retirement Schemes optees till their respective dates of superannuation or death (whichever is earlier) is provided on the basis of an actuarial valuation done by an independent actuary at the yearend.

The half pay leave liability, consisting of encashment, availment, lapse and compensated absence, while in service and on exit as per rules of the Company, is calculated in accordance with Ind AS-19 "Employee Benefits". The liability is provided on the basis of actuarial valuation done by an independent actuary at the year end.

They are measured as the present value of expected future payments to be made in respect of services provided by employees up to the end of the reporting period using the projected unit credit method. The benefits are discounted using the market yields at the end of the reporting period that have terms approximating to the terms of the related obligation.

**(iii) Post-employment obligations****Employees other than Erstwhile DVB Employees**

The Company operates the following post-employment schemes:

- (a) defined benefit plans such as gratuity, leave encashment; and
- (b) defined contribution plans such as provident fund, superannuation fund etc.

**Defined benefit plans***Gratuity obligations*

The liability or asset recognised in the financial statement in respect of defined benefit gratuity plans is the present value of the defined benefit obligation at the end of the reporting period less the fair value of plan assets. The defined benefit obligation is calculated annually by actuaries using the projected unit credit method. The present value of the defined benefit obligation denominated in INR is determined by discounting the estimated future cash outflows by reference to market yields at the end of the reporting period on government bonds that have terms approximating to the terms of the related obligation. The net interest cost is calculated by applying the discount rate to the net balance of the defined benefit obligation and the fair value of plan assets. This cost is included in employee benefit expense in the statement of profit and loss. Remeasurement of gains and losses arising from experience adjustments and changes in actuarial assumptions are recognised in the period in which they occur, directly in other comprehensive income. They are included in retained earnings in the statement of changes in equity and in the financial statement. Changes in the present value of the defined benefit obligation resulting from plan amendments or curtailments are recognised immediately in profit or loss as past service cost. The Company contributes to a Trust set up by the Company which further contributes to plans taken from Insurance Regulatory and Development Authority (IRDA) approved Insurance Companies.

*Leave encashment*

Long-term leave encashment is provided for on the basis of an actuarial valuation carried out at the end of the year on the projected unit credit method. Re-measurements as a result of experience adjustments and changes in actuarial assumptions are recognised in the statement of profit and loss.

**Defined Contribution plans**

The Company pays provident fund contributions to publicly administered provident funds as per local regulations. The Company has no further payment obligations once the contributions have been paid. The contributions are accounted for as defined contribution plans and the contributions are recognised as employee benefit expense when they are due. Prepaid contributions are recognised as an asset to the extent that a cash refund or a reduction in the future payments is available. The Company contributes towards Superannuation to a Trust set up by the Company which further contributes to plans taken from Insurance Companies approved by Insurance Regulatory and Development Authority (IRDA). The Company makes monthly contributions based on a specified percentage of each eligible employee's salary.

**Employees of Erstwhile Delhi Vidyut Board (DVB) (presently employees of the Company)**

In accordance with the stipulation made by the GoNCTD in its notification dated January 16, 2001 the contributions on account of the general provident fund, pension, gratuity and earned leave as per the Financial Rules and Service Rules applicable in respect of the employees of the erstwhile DVB, is accounted for on due basis and are paid to the Delhi Vidyut Board – Employees Terminal Benefit Fund 2002 (DVB ETBF 2002). Further the retirement benefits are guaranteed by GoNCTD. All such payments made to the DVB ETBF 2002 are charged off to the statement of profit and loss.

**BSES RAJDHANI POWER LIMITED**  
**Notes to Financial Statements for the Year Ended March 31, 2019****y) Contributed equity**

Equity shares are classified as equity. Incremental costs directly attributable to the issue of new shares or options are shown in equity as a deduction, net of tax, from the proceeds.

**z) Earnings Per Share**

Basic Earnings Per Share (BEPS) is computed by dividing the net profit attributable to equity shareholders of the Company by the weighted average number of equity shares outstanding during the financial year.

For the purpose of calculating Diluted Earnings Per Share (DEPS), the net profit or loss for the period attributable to equity shareholders and the weighted average number of shares outstanding during the period are adjusted for the effects of all dilutive potential equity shares.

Both BEPS and DEPS have been calculated with and without considering income from rate regulated activities in the net profit attributable to equity shareholders.

- aa) Financial Guarantee contracts recognised as financial assets on the date of transition to Ind AS. The same is measured at estimated fair value based on the saving in interest cost and subsequently amortized over the tenure of the loan.

**Note-2 Critical estimates and judgements**

The preparation of financial statements requires the use of accounting estimates which, by definition, will seldom equal the actual results. Management also needs to exercise judgement in applying the Company's accounting policies

This note provides an overview of the areas that involved a higher degree of judgement or complexity, and of items which are more likely to be materially adjusted due to estimates and assumptions turning out to be different than those originally assessed. Detailed information about each of these estimates and judgements is included in relevant notes together with information about the basis of calculation for each affected line item in the financial statements.

The areas involving critical estimates and judgements are:

**i. Useful life of Property, Plant and Equipment**

The estimated useful life of property, plant and equipment is based on a number of factors including the effects of obsolescence, demand, competition and other economic factors (such as the stability of the industry and known technological advances) and the level of maintenance expenditures required to obtain the expected future cash flows from the asset.

The Company reviews, at the end of each reporting date, the useful life of property, plant and equipment and changes, if any, are adjusted prospectively, if appropriate

**ii. Recoverable amount of Property, Plant and Equipment**

The recoverable amount of property, plant and equipment is based on estimates and assumptions regarding in particular the expected market outlook and future cash flows. Any changes in these assumptions may have a material impact on the measurement of the recoverable amount and could result in impairment.

**iii. Estimation of defined benefit obligation**

Employee benefit obligations are measured on the basis of actuarial assumptions which include mortality and withdrawal rates as well as assumptions concerning future developments in discount rates, the rate of salary increase and the inflation rate. The Company considers that the assumptions used to measure its obligations are appropriate and documented. However, any changes in these assumptions may have a material impact on the resulting calculations.

**iv. Estimation of Deferred tax assets for carry forward losses and current tax expenses**

The Company review carrying amount of deferred tax assets and liabilities at the end of each reporting period. The policy for the same has been explained under Note no 1(g).

**v. Impairment of Trade Receivables**

The Company review carrying amount of trade receivables at the end of each reporting period and provide for expected credit loss. The policy for the same is explained in the Note no.1(m) (iii).

Refer note 46 on financial risk management where credit risk and related impairment disclosures are made .

**vi. Regulatory Assets**

The Company determines revenue gap for the year (i.e. shortfall in actual returns over assured returns) based on the principles laid down under the MYT Regulations and Tariff Orders issued by DERC. At the end of each accounting period, Company also determines regulatory assets/regulatory liabilities in respect of each accounting period on self true up basis on principles specified in accounting policy Note 1(d) wherever regulator is yet to take up formal trueing up process.

**vii. Late Payment Surcharge on Power Purchase (LPSC)**

The Company has long term power purchase agreement ("PPA") with various generators and transmission utilities ("Power utilities"). As per CERC/DERC regulations, these Power utilities are liable to charge LPSC on delayed payments as per the rate defined in the agreement or regulation. The determination of LPSC is dependent upon interpretation of the applicable regulations of CERC/DERC and terms of PPA's with Power utilities. Significant judgement is applied while interpreting the relevant CERC/DERC regulations, terms of PPA etc as regards to charging of LPSC and associated contingent liability in the Financial Statements.

Estimates and judgements are continually evaluated. They are based on historical experience and other factors, including expectations of future events that may have a financial impact on the Company and that are believed to be reasonable under the circumstances.



**BSES RAJDHANI POWER LIMITED**  
 Notes to Financial Statements for the Year Ended March 31, 2019  
 Note-3: Property, Plant and Equipment

Particulars	BUILDINGS	PLANT & EQUIPMENTS							OFFICE EQUIPMENTS			VEHICLES	TOTAL	CAPITAL WORK IN PROGRESS	
		TRANSFORMERS & SWITCHGEARS	LIGHTENING ARRESTOR	BATTERIES	ENERGY METERS	UNDERGROUND CABLE	OVERHEAD LINES	FURNITURE AND FIXTURES	COMMUNICATION EQUIPMENT	OTHER OFFICE EQUIPMENT					
<b>Year ended March 31, 2018</b>															
<b>Gross carrying amount</b>															
Opening gross carrying amount	155.50	1,278.84	10.84	4.89	486.07	1,492.51	381.44	18.17	1.91	15.00	23.21	9.68	3,878.06		
Additions during the year	3.41	137.86	0.89	1.08	98.45	196.72	33.02	2.11	0.70	4.48	8.33	0.84	487.89		
Additions on account of interest/overhead	0.64	28.90	0.16	0.26	2.83	45.53	7.37	0.15	0.57	0.57	1.07	0.07	87.55		
Disposals	-	11.91	0.11	0.03	11.40	0.27	-	0.01	0.14	-	0.02	-	23.89		
<b>Closing gross carrying amount</b>	<b>159.55</b>	<b>1,433.69</b>	<b>11.78</b>	<b>6.20</b>	<b>575.95</b>	<b>1,734.49</b>	<b>421.83</b>	<b>20.42</b>	<b>2.47</b>	<b>20.05</b>	<b>32.59</b>	<b>10.59</b>	<b>4,429.61</b>		
<b>Accumulated depreciation and impairment</b>															
Opening accumulated depreciation and impairment	7.05	107.21	0.83	1.28	90.18	88.47	39.89	3.71	0.24	1.79	10.13	2.13	352.91		
Depreciation charge during the year	5.08	94.77	0.80	1.00	60.05	97.97	25.95	2.47	0.24	1.96	3.09	1.34	294.72		
Disposals	-	1.68	0.02	-	4.11	0.03	-	0.00	0.03	0.05	0.01	-	5.88		
<b>Closing accumulated depreciation and impairment</b>	<b>12.13</b>	<b>200.30</b>	<b>1.61</b>	<b>2.28</b>	<b>146.12</b>	<b>186.41</b>	<b>65.84</b>	<b>6.18</b>	<b>0.45</b>	<b>3.75</b>	<b>13.21</b>	<b>3.47</b>	<b>641.75</b>		
<b>Net carrying amount as at March 31, 2018</b>	<b>147.42</b>	<b>1,233.39</b>	<b>10.17</b>	<b>3.92</b>	<b>429.83</b>	<b>1,548.08</b>	<b>355.99</b>	<b>14.24</b>	<b>2.02</b>	<b>16.30</b>	<b>19.38</b>	<b>7.12</b>	<b>3,787.86</b>	<b>181.71</b>	
Less: Provision for Retirement *													23.23	12.09	
<b>Net carrying amount after provision as at March 31, 2018</b>													<b>3,764.63</b>	<b>169.62</b>	
Add:- Inventory for Capital Works including Goods in Transit (GIT)														170.00	
Less:- Provision for Non Moving Inventories for Capital Works														9.68	
<b>Net CWIP including Capital Inventory</b>														<b>329.94</b>	
<b>Year ended March 31, 2019</b>															
<b>Gross carrying amount</b>															
Opening gross carrying amount	159.55	1,433.69	11.78	6.20	575.95	1,734.49	421.83	20.42	2.47	20.05	32.59	10.59	4,429.61		
Additions during the year	13.55	148.42	0.67	0.73	115.29	139.50	104.71	2.43	0.36	4.73	4.61	2.96	537.96		
Additions on account of interest/overhead	2.64	29.01	0.08	0.10	3.31	27.89	22.14	0.12	-	0.63	0.16	0.02	86.10		
Disposals	4.93	16.26	0.37	0.01	14.53	0.09	0.04	0.03	0.36	0.12	0.16	0.26	37.16		
<b>Closing gross carrying amount</b>	<b>170.81</b>	<b>1,594.86</b>	<b>12.16</b>	<b>7.02</b>	<b>680.02</b>	<b>1,901.79</b>	<b>548.64</b>	<b>22.94</b>	<b>2.47</b>	<b>25.29</b>	<b>37.20</b>	<b>13.31</b>	<b>5,016.51</b>		
<b>Accumulated depreciation and impairment</b>															
Opening accumulated depreciation and impairment	12.13	200.30	1.61	2.28	146.12	186.41	65.84	6.18	0.45	3.75	13.21	3.47	641.75		
Depreciation charge during the year	5.05	92.71	0.74	0.96	60.95	102.57	28.43	2.38	0.27	2.01	7.39	1.02	304.48		
Disposals	0.63	3.44	0.06	0.01	5.78	0.02	0.01	0.02	0.13	0.05	0.16	0.02	10.33		
<b>Closing accumulated depreciation and impairment</b>	<b>16.55</b>	<b>289.57</b>	<b>2.29</b>	<b>3.23</b>	<b>201.29</b>	<b>288.96</b>	<b>94.26</b>	<b>8.54</b>	<b>0.59</b>	<b>5.71</b>	<b>20.44</b>	<b>4.47</b>	<b>935.90</b>		
<b>Net carrying amount as at March 31, 2019</b>	<b>154.26</b>	<b>1,305.29</b>	<b>9.87</b>	<b>3.79</b>	<b>478.73</b>	<b>1,612.83</b>	<b>454.38</b>	<b>14.40</b>	<b>1.88</b>	<b>19.58</b>	<b>16.76</b>	<b>8.84</b>	<b>4,080.61</b>	<b>233.25</b>	
Less: Provision for Retirement *													23.23	12.09	
<b>Net carrying amount after provision as at March 31, 2019</b>													<b>4,057.38</b>	<b>221.16</b>	
Add:- Inventory for Capital Works including Goods in Transit (GIT)														96.13	
Less:- Provision for Non Moving Inventories for Capital Works														5.78	
<b>Net CWIP including Capital Inventory</b>														<b>311.51</b>	

\*For the purpose of better presentation provision for retirement of fixed assets has been netted off from Property, Plant and Equipment.

**(i) Property, plant and equipment pledged as security**

Tangible assets (including capital work in progress) are subject to first pari passu charge to secure the Company's borrowings referred in notes as secured term loan from financial institution and bank overdrafts in the current and previous year. (Refer Note 20 & 27)

**(ii) Contractual obligations**

Refer Note 47 for disclosure of contractual commitments for the acquisition of Property, Plant and Equipments.

(iii) The amount of borrowing costs capitalised to gross block of fixed assets during the year ended March 31, 2019 is ₹20.46 Crores (March 31, 2018 ₹20.81 Crores). The rate used to determine the amount of borrowing costs eligible for capitalisation for the year ended March 31, 2019 rate is 13.38% (March 31, 2018 13.01%) which is weighted average interest rate of borrowing.

**(iv) Property, Plant and Equipment contributed by customers**

The Entity recognises any contribution towards property, plant and equipment made by various Govt. agencies/ others to be utilised in the transmission and distribution process and that meets the definition of an asset. The initial gross amount is estimated at fair value by reference to the market price of these assets on the date in which control is obtained. Refer Note 23 for amount that the Company has recognised as property, plant and equipment and Note 33 for revenue recognised during the year.

**(v) CWIP Movement**

Capital work in progress as at year ended March 31, 2019 comprises expenditure for the property, plant and equipment in the course of construction. Borrowing cost amounting to ₹8.91 Crores (March 31, 2018 ₹7.39 Crores) and personnel cost amounting to ₹29.65 Crores (March 31, 2018 ₹25.26 Crores) have been added to CWIP.

Particulars	Year	Amounts in ₹Crores		
		Opening	Addition	Capitalisation
CWIP Movement	2018-19	181.71	551.09	499.55
CWIP Movement	2017-18	200.81	443.71	462.81
				Closing
				233.25
				181.71

**(vi) Land**

Under the provisions of Delhi Electricity Reforms (Transfer Scheme 2001) Rules, vide Delhi Gazette Notification dated November 20, 2001 the successor utility companies are entitled to use certain Lands as a licensee of the Government of Delhi, on "Right to Use" basis on payment of a consolidated amount of ₹7/- per month.

**BSES RAJDHANI POWER LIMITED**  
Notes to Financial Statements for the Year Ended March 31, 2019

**Note-4: Other Intangible Assets**

Amounts in ₹ Crores

Particular	Computer software	Total
<b>Year ended March 31, 2018</b>		
<b>Gross carrying amount</b>		
Opening gross carrying amount	12.50	12.50
Additions during the year	8.49	8.49
<b>Closing gross carrying amount</b>	<b>20.99</b>	<b>20.99</b>
<b>Accumulated amortisation and impairment</b>		
Amortisation charge for the year	4.20	4.20
	3.29	3.29
<b>Closing accumulated amortisation and impairment</b>	<b>7.49</b>	<b>7.49</b>
<b>Net carrying amount as at March 31, 2018</b>	<b>13.50</b>	<b>13.50</b>
<b>Year ended March 31, 2019</b>		
<b>Gross carrying amount</b>		
Opening gross carrying amount	20.99	20.99
Additions during the year	9.13	9.13
<b>Closing gross carrying amount</b>	<b>30.12</b>	<b>30.12</b>
<b>Accumulated amortisation and impairment</b>		
Amortisation charge for the year	7.49	7.49
	4.99	4.99
<b>Closing accumulated amortisation and impairment</b>	<b>12.48</b>	<b>12.48</b>
<b>Net carrying amount as at March 31, 2019</b>	<b>17.64</b>	<b>17.64</b>

(i) Internally generated Computer Softwares as at March 31, 2019 ₹ Nil ( March 31, 2018 ₹ Nil)

(ii) Intangible assets are subject to first charge to secure the Company's borrowings referred in notes as secured term loan from financial institution and bank overdrafts in the current and previous year. ( Refer Note 20 & 27)

<b>Note-5 Restricted Bank Deposits</b>	<b>As at March 31, 2019</b>	<b>As at March 31, 2018</b>
Balance with banks held as securities against borrowings	34.47	32.50
<b>Total</b>	<b>34.47</b>	<b>32.50</b>
<b>Nature</b>		
The restrictions are primarily on account of fixed deposits held as security against debt servicing coverage requirement and are to be maintained till the term loan is repaid in full.		
<b>Terms &amp; Conditions</b>		
These FDRs with Bank can be withdrawn by the company at any point subject to compliance of restrictions.		
<b>Note-6 Non Current Loans</b>	<b>As at March 31, 2019</b>	<b>As at March 31, 2018</b>
<b>Unsecured, considered good</b>		
Loans to Staff	0.46	0.30
<b>Total</b>	<b>0.46</b>	<b>0.30</b>
For explanation on the Company credit risk management process Refer Note 46		
<b>Note-7 Other Non Current Financial Assets</b>	<b>As at March 31, 2019</b>	<b>As at March 31, 2018</b>
Recoverable from SVRS Trust ((Refer Note 48 B (h))	0.73	1.29
<b>Total</b>	<b>0.73</b>	<b>1.29</b>
For explanation on the Company credit risk management process Refer Note 46		
<b>Note-8 Other Non Current Assets</b>	<b>As at March 31, 2019</b>	<b>As at March 31, 2018</b>
Capital Advances	11.61	-
Advance other than Capital Advance :-		
i) Advance Tax	10.91	11.18
ii) Income Tax deposited under protest	1.70	1.70
<b>Total</b>	<b>24.22</b>	<b>12.88</b>
<b>Note-9 Inventories</b>	<b>As at March 31, 2019</b>	<b>As at March 31, 2018</b>
Stores & Spares ((includes Goods in Transit ₹ 0.84 Crores (March 31, 2018 ₹ Nil Crores))	26.16	32.24
Less: Provision for Non moving Inventories	2.13	4.70
	<b>24.03</b>	<b>27.54</b>
Loose Tools	0.37	0.61
<b>Total</b>	<b>24.40</b>	<b>28.15</b>
Inventories comprises stores & spares and loose tools which are consumable in repair and maintenance of service lines and other equipments (Refer Note 39)		
Provision of inventories on account of non- moving items for the year ended March 31, 2019 ₹ Nil Crores (March 31, 2018 ₹ 0.02 Crores). There is a write back of ₹ 2.57 Crores for the year ended March 31, 2019 (March 31, 2018 ₹ Nil Crores).		

**BSES RAJDHANI POWER LIMITED**  
**Notes to Financial Statements for the Year Ended March 31, 2019**

Amounts in ₹ Crores

<b>Note-10 Current Trade Receivables</b>	<b>As at March 31, 2019</b>	<b>As at March 31, 2018</b>
<b>(A) Trade Receivables - Sale of Power</b>		
(i) Considered good - Secured	185.57	142.73
(ii) Considered good - Unsecured	170.53	147.18
(iii) Credit impaired	204.99	233.31
	<b>561.09</b>	<b>523.22</b>
Less : Allowance for Credit impairment*	204.99	233.31
	<b>356.10</b>	<b>289.91</b>
<b>(B) Trade Receivables - Bulk sale of Power</b>		
Considered good - Unsecured	0.91	9.54
	<b>0.91</b>	<b>9.54</b>
<b>(C) Trade Receivables - Open Access</b>		
Considered good - Unsecured	3.50	4.96
<b>(D) Trade Receivables - Others</b>		
Considered good - Unsecured	2.70	0.09
<b>Total</b>	<b>363.21</b>	<b>304.50</b>

\* The Company has measured Expected Credit Loss of trade receivable based on simplified approach as per Ind AS 109 "Financial Instruments". (Refer note 46)

1. Trade Receivable are subject to second pari passu charge to secure the Company's borrowings referred in notes as secured loan from financial institution and banks in the current and previous year. ( Refer Note 20 & 27)

2. No Trade or other receivable are due from director or other officer of the Company and firms or private companies in which any director is a partner, a director or a member either jointly or severally with other persons except normal utility bills. (Refer Note 45)

3. Trade receivables are non-interest bearing and are generally receivable on terms of 15 to 30 days. The Company charge LPSC as per the DERC directives after the due date.

4. For explanation on the Company credit risk management process. (Refer Note 46)

5. For terms and condition of trade receivable owing from related parties.(Refer Note 45)

<b>Note-11 Cash and Cash Equivalents</b>	<b>As at March 31, 2019</b>	<b>As at March 31, 2018</b>
Balances with Bank - Current Accounts	58.34	163.36
Cheques, draft on hand and payment gateways	95.96	54.32
Cash on hand	2.30	2.01
<b>Total</b>	<b>156.60</b>	<b>219.69</b>

1. For explanation on the Company credit risk management process (Refer Note 46)

<b>Note-12 Bank Balances other than Cash and Cash Equivalents</b>	<b>As at March 31, 2019</b>	<b>As at March 31, 2018</b>
Balance with banks held as securities against borrowings <sup>1</sup>	-	7.24
Balance with banks for other commitments <sup>2</sup>	0.24	0.28
<b>Total</b>	<b>0.24</b>	<b>7.52</b>

1. The restriction were primarily on account of fixed deposits held with banks as security against mortgage charges and debt servicing coverages.

2. These represents fixed deposits to be matured within twelve months and are submitted to courts against various legal cases.

3. Terms & Conditions

These FDRs with bank can be withdrawn by the company at any point subject to compliance of restrictions.

4. For explanation on the Company credit risk management process (Refer Note 46).

<b>Note-13 Current Loans</b>	<b>As at March 31, 2019</b>	<b>As at March 31, 2018</b>
<b>Considered good - Unsecured</b>		
Loans to Staff	1.29	2.33
Loans to Related Party <sup>1</sup>	148.09	160.44
<b>Total</b>	<b>149.38</b>	<b>162.77</b>

1. The interest is charged from BSES Yamuna Power Limited for the year ended March 31, 2019 @ 14.15% p.a. (March 31, 2018 @ 14.94% p.a). Closing balance (including interest) of loan as at March 31, 2019 is ₹ 148.09 Crores (March 31, 2018 ₹ 160.44 Crores).

2. For explanation on the Company credit risk management process. (Refer Note 46)

3. For Loans given to related party. (Refer Note 45)

<b>Note-14 Other Current Financial Assets</b>	<b>As at March 31, 2019</b>	<b>As at March 31, 2018</b>
Recoverable from DVB ETBF 2002 Trust ((Refer Note 48 B (h))	65.57	65.00
Recoverable from SVRS Trust ((Refer Note 48 B (h))	0.56	0.56
Claims Receivable - Insurance	0.01	-
Recoverable on account of GST	15.19	25.26
Security Deposit	3.97	3.43
Unbilled Revenue for Sale of Energy <sup>1</sup>	326.27	320.70
Interest accrued but not due on Fixed Deposits	0.03	0.20
<b>Total</b>	<b>411.60</b>	<b>415.15</b>
<b>1. Unbilled Revenue for Sale of Energy</b>		
Unbilled Revenue represents accrued income pertaining to units consumed by the consumers from the last billed cycle upto the Balance Sheet date.		
2. For explanation on the Company credit risk management process.(Refer Note 46).		

<b>Note-15 Current Tax Assets</b>	<b>As at March 31, 2019</b>	<b>As at March 31, 2018</b>
TDS Refund Receivable	1.74	1.74
Income Tax Refund Receivable	-	18.02
<b>Total</b>	<b>1.74</b>	<b>19.76</b>

<b>Note-16 Other Current Assets</b>	<b>As at March 31, 2019</b>	<b>As at March 31, 2018</b>
<b>Advance other than Capital Advance :-</b>		
Pension Trust Surcharge Recoverable (Refer Note 55)	60.93	60.93
Prepaid Expenses	28.81	13.13
Advances to Suppliers and Others	8.64	12.95
Service Tax and Cenvat Credit Recoverable(Refer Note 48 B(I))	3.76	-
GST Recoverable	1.61	0.24
Recoverable for Barter Transaction	279.58	33.26
<b>Total</b>	<b>383.33</b>	<b>120.51</b>

<b>Note-17 Regulatory deferral account balances</b>	<b>As at March 31, 2019</b>	<b>As at March 31, 2018</b>
Tariff Adjustment Account	8,429.73	8,469.75
Deferred Tax associated with Regulatory deferral account balances	-	-
	<b>8,429.73</b>	<b>8,469.75</b>
<b>Tariff Adjustment Account</b>		
Opening Balance (A)	8,469.75	8,306.27
<b>Revenue GAP during the year</b>		
<b>Cost</b>		
Power Purchase Cost	7,246.34	6,717.58
Others (Includes other costs & charges in accordance with MYT Regulations, tariff orders from DERC and orders of Appellate Authorities)	1,685.58	1,668.71
Carrying Cost for the year	1,018.68	1,106.89
Less: Carrying cost recovered during the year through tariff	(420.42)	(428.00)
	<b>9,530.18</b>	<b>9,065.18</b>
<b>Revenue</b>		
Revenue collected	8,670.98	8,063.86
Non Tariff Income	177.89	150.84
Income recoverable/(reversible) from future tariff /Revenue GAP for the year D=(B-C)	<b>8,848.87</b>	<b>8,214.70</b>
	681.31	850.48
8% surcharge collected during the year		
- Recovery towards opening balance * (E)	(721.33)	(687.00)
Net movement during the year F= (D-E)	<b>(40.02)</b>	<b>163.48</b>
Tariff Adjustment Account (A+F)	<b>8,429.73</b>	<b>8,469.75</b>
Related Deferred Tax on Regulatory deferral account balances (Refer Note 44 )	<b>(2,656.42)</b>	<b>(2,437.08)</b>
Deferred Tax associated with Regulatory deferral account balances		
Opening :- Deferred Tax Liability	<b>(2,437.08)</b>	<b>(2,172.86)</b>
Add : Deferred Tax (Liabilities) during the year	<b>(219.34)</b>	<b>(264.22)</b>
Less:- Recoverable from future tariff (G)	<b>2,656.42</b>	<b>2,437.08</b>
	-	-
	-	-
<b>Balance as at the end of the Year TOTAL (A+F+G)</b>	<b>8,429.73</b>	<b>8,469.75</b>

The Company is a rate regulated entity. The Retail Supply Tariff (RST) chargeable to consumers by the Company is regulated by Delhi Electricity Regulatory Commission (DERC or Commission). These regulations provides for segregating of costs into controllable and uncontrollable costs. Financial losses arising out of the under-performance with respect to the targets specified by the DERC for the "controllable" parameters is to be borne by the Licensee's.

On May 30, 2007, the DERC notified regulations specifying terms and conditions for determination of tariff for the period 2007 to 2011 (MYT Regulations, 2007). Subsequently, DERC vide its order dated May 10, 2011 extended the MYT Regulations 2007, and the Control Period for a further period of one year, i.e. upto March 31, 2012. Subsequent to the culmination of First Control Period, to March 31, 2012, DERC issued further MYT regulations vide notification dated January 19, 2012 and specified the terms and conditions for determination of tariff for regulated entities for Second Control Period (FY 2012-15) (MYT Regulations, 2011). Further DERC vide its Tariff Order dated July 13, 2012 specified the "controllable" parameters for the F.Y. 2012-13 to 2014-15. Subsequently, DERC vide its Order dated October 22, 2014 extended the MYT Regulations 2011 and the Control Period for a further period of one year up to March 31, 2016. DERC on January 31, 2017 notified the DERC (Terms & Condition for determination of Tariff) Regulations, 2017 (MYT Regulations, 2017) wherein it was stated that the performance review and adjustment for FY 2016-17 would be considered in accordance with MYT Regulation 2011. In terms of MYT Regulations 2017, DERC on September 01, 2017 issued the DERC (Business Plan) Regulations, 2017 (Business Plan Regulations) which is in force for a period of three years upto FY 2019-20 and provides trajectory for various controllable parameters for the aforesaid period.

The revenue gap/surplus is represented by balance of Regulated Deferral Account which is based on principle stated in respective MYT Regulations for that period, tariff orders and other applicable laws (except for certain disallowances\*\*). In respect of such revenue gaps, appropriate adjustments, have been made for the respective years in accordance with Ind AS 114 read with the Guidance Note on Regulatory Assets issued by the ICAI. Further for the current period self truing up has been conducted as per the principles laid down in the Business Plan Regulations.

\*\*DERC has trued up revenue gap for period upto March 31, 2014 vide its Tariff Order dated September 29, 2015 with certain disallowances. The Company has preferred an appeal before Hon'ble Appellate Tribunal for Electricity (APTEL) against the said order, challenging issues that are contrary to statutory regulations, unjustified and arbitrary, DERC's own findings in previous tariff orders and regarding erroneous and/or non-implementation of previous APTEL judgements. However, based on the legal opinion taken by the Company, the impact of such disallowances, which are subject matter of appeal, has not been included in the computation of Regulatory Deferral Account Balance.

On same basis and duly supported by the legal opinion, impact of similar disallowances made by DERC while truing up for FY 2014-15, FY 2015-16 and FY 2016-17 in the subsequent Tariff Orders dated August 31, 2017 and March 28, 2018 have not been considered in the computation of Regulatory Deferral Account Balance for the respective years. The Company has filed an appeal before Hon'ble APTEL against such disallowances.

\* DERC has allowed recovery of 8% surcharge on the applicable tariff since July 13, 2012 towards Accumulated Regulatory Deferral Account Balance and carrying cost. DERC vide its true up order dated July 25, 2014, September 29, 2015, August 31, 2017 and March 28, 2018 has allowed adjustment of such recovery of surcharge only towards principal amount of Regulatory Assets and has separately allowed carrying cost in the Annual Revenue Requirement of the respective years. Accordingly, the same is being recovered from the consumers.

The percentage of existing surcharge towards recovery of accumulated Regulatory Assets is subject to review by DERC in the future tariff orders.

The Company has also taken up the matter of timely recovery of Accumulated Regulatory assets through a Writ Petition before the Hon'ble Supreme Court (Refer Note 50).

Accordingly, 8% surcharge of ₹ 721.33 Crores recovered during the current year (March 31, 2018 ₹ 687.00 Crores) has been adjusted against opening Regulatory Deferral Account Balance.

Regulatory deferral amount debit balances are subject to first pari-passu charge to secure the Company's borrowings referred in Notes as Secured Term Loan from Financial Institution and banks in the current and previous period (Refer Note 20 & 27).

**Regulatory Risk Management**

Delhi Electricity Regulatory Commission (DERC) is the Regulator as per Electricity Act.

**Market Risk**

The Company is in the business of Supply of Electricity, being an essential and life line for consumers, therefore no demand risk anticipated. There is regular growth in the numbers of consumers and demand of electricity from existing and new consumers.

**Regulatory Risk**

The Company is operating under regulatory environment governed by DERC. Tariff is subject to Rate Regulated Activities.

Refer note 1 (d) on Company policy relating to determination of regulatory assets/regulatory liabilities.

The Company's risk for Regulatory Assets is reviewed by the Risk Management Committee supported by regulatory team under policies approved by the Board of Directors. The team identifies, evaluates and makes plans to mitigate associated risks in close coordination with the Company's operating units and the same is quarterly submitted to the board / audit committee for their review.

Regulatory Assets recognized in the financial statements of the company are subject to true up by DERC as per Regulation and disallowances of past assessments pending in courts /authorities.

DERC issued Tariff Order for FY 2017-18 on August 31, 2017 which is applicable from September 01, 2017 to March 31, 2018. On March 28, 2018 DERC issued another Tariff Order for FY 2018-19 which will remain in force from April 01, 2018 and will remain in force till replaced by a subsequent tariff order and/or is amended, reviewed or modified in accordance with the provisions of the Electricity Act, 2003 and the Regulations made there under.

**Other Risk**

For explanation on the Other risk management process.(Refer Note 46)



<b>Note-18 Equity Share Capital</b>		<b>As at March 31, 2019</b>		<b>As at March 31, 2018</b>	
<b>Particulars</b>	<b>No. of Shares (In Crores)</b>	<b>Amount</b>	<b>No. of Shares (In Crores)</b>	<b>Amount</b>	
<u>Authorized</u>					
Equity Shares of ₹ 10 each (March 31, 2018 ₹ 10 each)	120.00	1,200.00	120.00	1,200.00	
<u>Issued, Subscribed &amp; Fully Paid Up</u>					
Equity Shares of ₹ 10 each (March 31, 2018 ₹ 10 each)	104.00	1,040.00	104.00	1,040.00	
<b>Total</b>		<b>1,040.00</b>		<b>1,040.00</b>	
<b>(a) Reconciliation of number of shares outstanding at the beginning and at the end of the year</b>					
<b>Particulars</b>	<b>No. of Shares (In Crores)</b>	<b>Amount</b>	<b>No. of Shares (In Crores)</b>	<b>Amount</b>	
Balance at the beginning of the year	104.00	1,040.00	104.00	1,040.00	
Balance at the end of the year	<b>104.00</b>	<b>1,040.00</b>	<b>104.00</b>	<b>1,040.00</b>	
<b>(b) Rights, preference and restrictions attached to Equity Shares</b>					
<b>Voting</b>					
The Company has one class of equity shares having a par value of ₹10 per share. Each holder of equity shares is entitled to one vote per share held.					
<b>Dividend/ Liquidation</b>					
The Company has not declared/distributed any dividend in the current year and previous year. In the event of liquidation of the Company, the holders of equity shares shall be entitled to receive all of the remaining assets of the Company, after distribution of all preferential amounts, if any. Such distribution amounts will be in proportion to the number of equity shares held by the shareholders.					
<b>(c) Shares held by holding company or ultimate holding company and their subsidiaries or associates.</b>					
<b>Name of Shareholder</b>	<b>As at March 31, 2019</b>		<b>As at March 31, 2018</b>		
	<b>No. of Shares (In Crores)</b>	<b>% of Shareholding</b>	<b>No. of Shares (In Crores)</b>	<b>% of Shareholding</b>	
Reliance Infrastructure Limited (Immediate and Ultimate Holding Company)	53.04	51.00%	53.04	51.00%	
<b>Total</b>	<b>53.04</b>	<b>51.00%</b>	<b>53.04</b>	<b>51.00%</b>	
<b>(d) Details of Shares held by Shareholders Holding more than 5% of the total equity shares of the Company</b>					
<b>Name of Shareholder</b>	<b>As at March 31, 2019</b>		<b>As at March 31, 2018</b>		
	<b>No. of Shares (In Crores)</b>	<b>% of Shareholding</b>	<b>No. of Shares (In Crores)</b>	<b>% of Shareholding</b>	
Reliance Infrastructure Limited (Immediate and Ultimate Holding Company)	53.04	51.00%	53.04	51.00%	
Delhi Power Company Limited	50.96	49.00%	50.96	49.00%	
<b>(e) As per the records of the Company, including its register of shareholders / members, the above shareholding represents both legal and beneficial ownership of shares.</b>					
<b>(f) No class of shares have been issued as bonus shares and shares issued for consideration other than cash and bought back by the Company during the period of five years immediately preceding the reporting date.</b>					
<b>Note-19 Other Equity</b>					
	<b>As at March 31, 2019</b>		<b>As at March 31, 2018</b>		
Retained Earning		729.29		437.45	
<b>Total</b>		<b>729.29</b>		<b>437.45</b>	

Note-20 Non Current Borrowings	As at March 31, 2019		As at March 31, 2018	
<b>Secured</b>				
Term Loans from Other - Power Finance Corporation Limited ( PFC)		514.68		535.26
<b>Total</b>		<b>514.68</b>		<b>535.26</b>

1. Borrowings is netted off of Loan Processing charges amounting to ₹ 1.77 Crores for year ended March 31, 2019 (March 31, 2018 ₹ 2.70 Crores)

2. **Term Loans (From PFC)** are secured as under:-

**a) Primary Security**

- (i) First pari-passu charge on all movable and immovable properties and assets of the Company.
- (ii) First pari-passu charge on the regulatory assets of the Company.
- (iii) First pari-passu charge on present and future revenue of whatsoever nature and wherever arising.
- (iv) Second pari-passu charge on the receivable of the Company.

**b) Collateral Security**

- (i) Pledge of 51% of ordinary equity share of the Company.
- (ii) Debt Service Reserve Account (DSRA) equivalent to interest and principal dues of ensuing two quarters in the form of fixed deposit.
- (c) The interest rate is 12.00% to 13.50% p.a ( Previous Year 12.00% to 13.00% p.a).
- (d) During the year the above securities have been created by the Company in favour of the lender.

(e) As per the terms of "The BSES Rajdhani Distribution and Retail Supply of Electricity License (License No. 2/DIST of 2004)", the Company is required to obtain permission of the DERC for creating charges for loans and other credit facilities availed by it. As on March 31, 2019 the required permission from DERC is sought and is under process.

**Repayment terms of Term Loan from PFC**

Name of Financial Institution	Loan Amount (Disbursed)	Year	No. of Installments	Installment amount
Power Finance Corporation Limited	537.96	1st Year (F.Y 18-19)	0	Nil
		2nd Year (F.Y 19-20)	4	5.38
		3rd to 10th Year (F.Y20-21 onwards)	32	16.14

Repayment starting date: April 15, 2019

Frequency of Installment : Quarterly

Note-21 Non Current Other Financial Liabilities	As at March 31, 2019		As at March 31, 2018	
<b>Consumer Security Deposit</b>		786.96		721.49
<b>Total</b>		<b>786.96</b>		<b>721.49</b>

**1) Consumer Security Deposit**

i) Security deposit is an amount paid by consumer at the time of applying for new connection with the Company for supply of power or subsequently in case of revision of load. The security deposit shall be returned/credited to the consumer only after the termination/disconnection of the agreement/reduction of load and after adjustment of outstanding dues, if any, within a period as prescribed by DERC from the date of termination.

ii) The amount of Consumer Security Deposit (CSD) transferred to the Company by virtue of Part II of Schedule E of the Transfer Scheme was ₹ 11.00 Crores. The Transfer Scheme as well as erstwhile Delhi Vidyut Board (DVB) did not furnish consumer wise details of amount transferred to it as CSD. The Company, compiled from the consumer records, the amount of security deposit as on June 30, 2002 which works out to ₹ 90.43 Crores. The Company is of the opinion that its liability towards CSD is limited to ₹ 11.00 Crores as per the Transfer Scheme. Therefore, the liability towards refund of consumer deposits in excess of ₹ 11.00 Crores and interest thereon is not to the account of the Company. The Company had also filed a petition during the year 2004-05 with the Delhi Electricity Regulatory Commission (DERC) to deal with the actual amount of CSD as on date of transfer and the DERC had advised the Government of NCT of Delhi (GoNCTD) to transfer the differential amount of ₹ 97.48 Crores as deposits to the Company. The GoNCTD did not abide by the advice and hence the Company has filed a writ petition on March 24, 2008 (W.P.(C) 2396/2008) and the case is pending before Hon'ble High Court of Delhi. In the last hearing held on October 24, 2011 the matter was placed in the category of 'Rule' matters and the case shall get listed in due course. Pending outcome of this case and as per the instructions of DERC, the Company has been refunding the security deposit to DVB consumers.

iii) Interest @ 6% p.a. was provided to the consumers (upto August 31, 2017) as per notification of DERC, dated April 18, 2007. With effect from September 01, 2017 the interest is provided at MCLR (Marginal Cost of Fund Based) as notified by SBI prevailing on the April 01, 2017 on consumer security deposit received from all consumers. The MCLR rate as on April 01, 2018 is @ 8.15 % ( April 01, 2017 @ 8%). Accordingly, the Company has booked interest amounting to ₹ 63.54 Crores (March 31, 2018 ₹ 56.63 Crores) . As mentioned in note (ii) above interest on deposit value in excess of ₹ 11 Crores would be recoverable from GoNCTD if the Company's contention is upheld by the Hon'ble High Court.

<b>Note-22 Non Current Provisions</b>	<b>As at March 31, 2019</b>		<b>As at March 31, 2018</b>	
Provision for employee benefits		73.53		54.29
<b>Total</b>		<b>73.53</b>		<b>54.29</b>

It represents Company's liability for sick leave ,earned leave and SVRS pension.

<b>Note-23 Consumer Contribution for Capital Works</b>	<b>As at March 31, 2019</b>		<b>As at March 31, 2018</b>	
Opening Balance		559.13		521.25
Add: Received during the year		48.00		72.22
Less: Transferred to the Statement of Profit & Loss		37.68		34.34
<b>Closing Balance</b>		<b>569.45</b>		<b>559.13</b>

<b>Note-24 Service Line Deposits</b>	<b>As at March 31, 2019</b>		<b>As at March 31, 2018</b>	
Opening Balance		266.73		256.98
Add: Received during the year		49.74		47.69
Less: Transferred to the Statement of Profit & Loss		39.10		37.94
<b>Closing Balance</b>		<b>277.37</b>		<b>266.73</b>

<b>Note-25 Grant-In-Aid</b>	<b>As at March 31, 2019</b>		<b>As at March 31, 2018</b>	
Under Accelerated Power Development & Reforms Programme of Govt. of India (APDRP)				
Opening Balance		8.79		9.47
Less: Transferred to the Statement of Profit & Loss		0.42		0.68
<b>Closing Balance</b>		<b>8.37</b>		<b>8.79</b>

<b>Note-26 Other Non Current Liabilities</b>	<b>As at March 31, 2019</b>		<b>As at March 31, 2018</b>	
Consumer Contribution for Capital Works		244.25		182.18
<b>Total</b>		<b>244.25</b>		<b>182.18</b>

<b>Note-27 Current Borrowings</b>	<b>As at March 31, 2019</b>		<b>As at March 31, 2018</b>	
<b>Secured</b>				
<b>From Bank</b>				
<b>Loan Repayable on Demand</b>				
-Cash credit		113.37		52.32
<b>Total</b>		<b>113.37</b>		<b>52.32</b>

i) Cash credit are cash credit facilities repayable on demand, availed from consortium of bankers, are secured by

- first pari-passu charge on stores & spares,
- second pari-passu charge on receivables and regulatory assets
- second pari-passu charge on fixed assets of the Company as collateral security.

The securities for the Cash Credit Facilities are being modified by consortium bankers and are as under -

- First pari-passu charge on all movable and immovable properties and assets of the Company.
- First pari-passu charge on the regulatory assets of the Company.
- First pari-passu charge on present and future revenue of whatsoever nature and wherever arising.
- Second pari-passu charge on the receivable of the Company.

The sanction letters from some member banks with modified securities structure for Cash Credit facilities are awaited.

The company is in process to obtain the sanction letters with new security structure, and thereafter joint documentation for working capital consortium facilities will be executed and charge will be modified accordingly.

ii) The interest rate range for above borrowings is between 11.25% p.a to 14.40% p.a (March 31, 2018 between 8.45% p.a to 16.00% p.a.) and is computed on monthly basis on the actual amount utilized.

<b>Note-28 Current Trade Payable</b>	<b>As at March 31, 2019</b>		<b>As at March 31, 2018</b>	
Dues of micro and small enterprises (A)		13.40		7.08
Dues of other than micro and small enterprises				
- Power Purchase Creditors		8,586.78		8,711.18
- Other		137.71		151.81
- Acceptances		296.26		252.50
	(B)	9,020.75		9,115.49
<b>Total (A+B)</b>		<b>9,034.15</b>		<b>9,122.57</b>

(i) Other Creditors are non interest bearing and are normally settled in normal trade cycle.

(ii) For terms and conditions with related parties Refer Note 45.

(iii) For explanation on the Company credit risk management process Refer Note 46.

(iv) Refer Note 50 with regards to dues to Power Suppliers related parties.

(v) Refer Note 56 with regards to dues to Micro, Small and Medium Enterprises (MSMED).

<b>Note-29 Other Current Financial Liabilities</b>	<b>As at March 31, 2019</b>	<b>As at March 31, 2018</b>
Current Maturities of Long Term Borrowings (Refer Note 20)	21.06	-
Interest Accrued but not due	3.38	1.14
<b>Other Payables</b>		
Payable on purchase of Fixed Assets	120.20	109.11
Other Creditors	30.68	23.65
Works and Earnest Money Deposits	1.09	1.03
Expenses Payable	4.03	9.64
Employee Benefits Payable	1.77	2.66
Consumer Contribution for Capital Works { Including interest payable of ₹ 3.54 Crores (March 31, 2018 ₹ 4.56 Crores.)}	184.75	249.40
<b>Total</b>	<b>366.96</b>	<b>396.63</b>
1. Borrowings are netted off of Loan processing charges for the year ended March 31, 2019 ₹ 0.46 Crores (March 31, 2018 ₹ Nil Crores).		
2 Refer Note 56 with regards to dues to Micro, Small and Medium Enterprises		

<b>Note-30 Other Current Liabilities</b>	<b>As at March 31, 2019</b>	<b>As at March 31, 2018</b>
Advances from Consumers	286.03	229.67
Subsidy received in advance*	32.50	8.24
Statutory dues	82.91	114.38
Other Payables**	47.69	46.70
Creditors for Barter Transactions	0.03	0.09
<b>Total</b>	<b>449.16</b>	<b>399.08</b>

\* Subsidy passed to the consumers as per the scheme announced by GoNCTD.

<b>Subsidy Account Statement</b>	<b>As at March 31, 2019</b>	<b>As at March 31, 2018</b>
Opening Subsidy Received in Advance	8.24	11.56
Subsidy passed to consumers	760.74	723.41
Subsidy Received	785.00	720.09
<b>Closing Subsidy Received in Advance</b>	<b>32.50</b>	<b>8.24</b>

<b>**Reconciliation of Pension Trust Surcharge</b>		
<b>Particular</b>	<b>As at March 31, 2019</b>	<b>As at March 31, 2018</b>
Opening Balance	27.76	-
Collection in respect of Pension Trust Surcharge	340.24	133.35
Recoverable from Future Tariff/True up	-	60.93
<b>Total Payable</b>	<b>368.00</b>	<b>194.28</b>
Amount Paid to Pension Trust	341.65	166.52
<b>Net Payable</b>	<b>26.35</b>	<b>27.76</b>

<b>Note-31 Current Provisions</b>	<b>As at March 31, 2019</b>	<b>As at March 31, 2018</b>
<b>Provision for Employee Benefits (A)</b>	<b>154.46</b>	<b>124.49</b>
<b>Other Provisions</b>		
Provision for Legal Claims & Others		
As per last balance sheet	2.43	1.73
Provision made/reversed during the year	(0.10)	0.70
<b>(B)</b>	<b>2.33</b>	<b>2.43</b>
<b>Total (A+B)</b>	<b>156.79</b>	<b>126.92</b>

<b>Note-32 Current Tax Liabilities</b>	<b>As at March 31, 2019</b>	<b>As at March 31, 2018</b>
Provision for Tax	2.31	-
<b>Total</b>	<b>2.31</b>	<b>-</b>

<b>Note-33 Revenue from operations *</b>	<b>Year Ended March 31, 2019</b>	<b>Year Ended March 31, 2018</b>
A) Sale of Power		
I) Gross Revenue from Sale of Power	10,609.33	9,719.93
Less: Tax on Electricity	365.40	404.65
Less: Pension Trust Surcharge Recovery (Refer Note 55)	344.16	142.82
Net Revenue from Sale of Power	<b>9,899.77</b>	<b>9,172.46</b>
(Net revenue from sale of power includes ₹ 726.28 Crores, (March 31, 2018 ₹ 686.49 Crores) billed against 8% surcharge allowed for recovery of opening Revenue Gap)		
B) Bulk Sale of Power	<b>212.29</b>	<b>89.23</b>
C) Open Access Income	<b>25.76</b>	<b>52.12</b>
D) Other Operating Revenues		
i) Service Line Deposits & Development Charges	39.10	37.94
ii) Delayed Payment Charges (LPSC)	30.28	27.06
iii) Electricity Tax Collection Charges	10.99	12.15
iv) Consumer Contribution for Capital Works & APDRP	38.10	35.02
v) Miscellaneous Operating Income	13.70	15.95
<b>Total (D)</b>	<b>132.17</b>	<b>128.12</b>
<b>Total (A+B+C+D)</b>	<b>10,269.99</b>	<b>9,441.93</b>

\* It represents revenue from contract with customers in accordance with Ind AS 115.

<b>Note-34 Other Income</b>	<b>Year Ended March 31, 2019</b>	<b>Year Ended March 31, 2018</b>
Interest:-		
i) Fixed Deposits	2.32	0.72
ii) Short Term Loans	21.72	57.16
iii) Others <sup>1</sup>	29.38	0.04
Sale of Scrap	9.18	9.80
Street Light Maintenance & Material Charges (Net) <sup>2</sup>	14.98	0.55
Excess Provisions Written Back	24.12	3.54
Profit on Sale of Fixed Assets	0.19	-
Other Miscellaneous Income	15.60	11.79
<b>Total</b>	<b>117.49</b>	<b>83.60</b>

1. During the current year, the Company has received Income Tax refund for A.Y. 2005-06, A.Y. 2006-07 and A.Y. 2012-13 amounting to ₹ 72.73 Crores (plus interest of ₹ 29.34 Crores). The amount of refund received consisted of the following:  
a) Refund of MAT paid for AYs 2005-06, 2006-07 and 2012-13 amounting to ₹ 54.72 Crores (plus interest of ₹ 25.26 Crores). This amount included an amount of ₹ 0.09 Crores of Advance Tax for AY 2012-13 which was paid in excess of the actual MAT liability as per the return and was shown in the books as "Advance Tax Paid" under Non Current Assets.  
b) Refund of ₹ 18.01 Crores (plus interest of ₹ 4.08 Crores) for penalty paid/adjusted u/s 271(1)(c) for AY 2006-07 which was shown under the head "Advance Tax Paid" under Current Assets.

**2. Street Light Maintenance & Material Charges**

Income from Street Light Maintenance & Material Charges during the year is net of direct cost of ₹ 5.12 Crores relating to maintenance cost (March 31, 2018 ₹ 4.54 Crores) and ₹ 2.07 Crores relating to Stores and Spares consumed (March 31, 2018 ₹ 1.58 Crores).

<b>Note-35 Cost of Power Purchased</b>	<b>Year Ended March 31, 2019</b>	<b>Year Ended March 31, 2018</b>
Purchase of Energy	6,453.53	5,752.41
Transmission Charges	1,104.03	1,174.25
<b>Total</b>	<b>7,557.56</b>	<b>6,926.66</b>

**Power Purchase Cost**

a. The cost of long term power purchases for the earlier years are subject to revision based on tariff orders notified by Central Electricity Regulatory Commission (CERC) / Delhi Electricity Regulatory Commission (DERC) for respective Power Generators. Such revision is accounted for as and when the revised bills/demands are received from the Power Generators.

b. Power Purchase cost for the year is net of rebate of ₹ 75.40 Crores (March 31, 2018 ₹ 38.77 Crores)

**c. Banking/ Exchange of Power**

(i) The Company takes and returns back power under the banking arrangement and accounts for the same as power purchase (net) in the books of accounts as under :-

- The carry forward banking transaction from Financial Year 2017-18 @ ₹ 4.00 per unit.

- The banking transaction entered during the Financial Year 2018-19 @ ₹ 5.35 per unit i.e. average power purchase cost for Financial Year 2018-19 of the portfolio in accordance with the DERC Tariff Regulations, 2017.

As at March 31, 2019 the Company has to receive 522.51 Million Units (net) of energy under banking arrangement. (March 31, 2018, 82.94 Million Units were receivable) which will be received back during subsequent year.

(ii) Power Purchase cost is net of barter sale in the current period ₹ 528.90 Crores.(March 31, 2018 ₹ 439.56 Crores)

<b>Note-36 Employee Benefits Expense</b>	<b>Year Ended March 31, 2019</b>	<b>Year Ended March 31, 2018</b>
Salaries and wages	435.25	415.76
Contribution to provident and other funds	51.55	87.44
Staff welfare expense	23.53	25.87
<b>Total</b>	<b>510.33</b>	<b>529.07</b>
i) Employee benefits expense are net of ₹ 70.79 Crores (March 31, 2018 ₹ 67.54 Crores) being amount capitalized / charged to the capital expenditure.		
ii) Employee benefits expense includes GST of ₹ 14.83 Crores (March 31, 2018 ₹ 10.28 Crores) and year on year incremental impact of Minimum Wages as compared to immediate previous year for ₹ 0.57 Crores (March 31, 2018 ₹ 7.79 Crores)		
iii) Staff welfare expenses are inclusive of Training expenses ₹ 1.86 Crores (March 31, 2018 ₹ 1.67 Crores).		
iv) For disclosure under Ind AS-19 Employee Benefits (Refer Note 57)		
<b>v) 7th Pay Commission Recommendations</b> A Wage Revision Committee was constituted by the GoNCTD vide office memorandum no F.11(62)/2015/Power/271 dated January 25, 2016 to examine and recommend to the Government for the Pay Revision of the employees of the Transmission & Generation Companies. Such recommendations become applicable on the Company as per the Tripartite agreement. The recommendations are yet to be accepted and notified by the GoNCTD in the Gazette. However, the Committee had given recommendation vide order no DTL/108/04/2017-HR(Policy)/101 dated July 28, 2017 for payment of Interim Relief (IR) to the eligible employees at the rate of 2.57 times of Basic pay + Grade Pay w.e.f. January 01, 2016. Accordingly, Company disbursed payment of ₹ 40.23 Crores as interim relief during the Financial Year 2018-19 and ₹ 55.52 Crores as interim relief along with arrears w.e.f. from January 01, 2016 during the Financial Year 2017-18 and also provided ₹ 21.20 Crores ( March 31, 2018 ₹ 49.00 Crores) towards Leave Salary Contribution, Pension Contribution etc corresponding to the interim relief.		

<b>Note-37 Finance Costs</b>	<b>Year Ended March 31, 2019</b>	<b>Year Ended March 31, 2018</b>
<b>Interest:-</b>		
i) Term Loan	50.00	91.44
ii) Cash Credit account	10.47	15.84
iii) Consumer Security Deposit	63.54	56.63
iv) Others	2.33	4.10
<b>Other Borrowing Costs :-</b>		
i) Late Payment Surcharge (LPSC) on Power Purchase & Transmission Charge	1,040.92	1,113.37
ii) Amortization of Financial Guarantee	-	8.23
iii) Others	10.67	23.75
<b>Total</b>	<b>1,177.93</b>	<b>1,313.36</b>
Interest on term loan is net of ₹ 21.97 Crores (March 31, 2018 ₹ 21.19 Crores) being amount capitalized / transferred to capital work in progress.		
The LPSC is recognized by the Company based on the allocation methodology as per Power Purchase Agreements (PPA), applicable regulations of CERC/DERC and / or reconciliation/ agreed terms with Power Generators / Transmission companies. ( Refer Note 48 (m))		

<b>Note-38 Depreciation and Amortization Expense</b>	<b>Year Ended March 31, 2019</b>	<b>Year Ended March 31, 2018</b>
Total Depreciation (Refer Note 3 & 4)	309.47	298.01
<b>Total</b>	<b>309.47</b>	<b>298.01</b>

<b>Note-39 Other Expenses</b>	<b>Year Ended March 31, 2019</b>	<b>Year Ended March 31, 2018</b>
1) Repair		
- Machinery	140.12	129.22
- Buildings	2.82	4.33
- Others	14.20	8.94
-Stores and Spares consumed (Net of recoveries)- Refer Note 34	46.49	35.74
	<b>203.63</b>	<b>178.23</b>
2) Administration Expenses		
Vehicle Hire & Running Expenses	38.67	35.21
Travelling, Conveyance, Boarding & Lodging	7.12	6.88
Insurance	3.33	2.42
Rates and Taxes <sup>2</sup>	20.68	15.63
Bill Collection Charges	8.21	9.78
Communication Expenses <sup>3</sup>	7.82	7.01
Printing and Stationery	7.04	8.37
Meter Reading & Bill Distribution Expenses	43.46	42.13
Call Centre Expenses	15.35	14.18
House Keeping Charges	14.69	13.80
Security Expenses	24.34	22.45
Advertisement Expenses	2.13	2.17
Legal Claims	0.95	2.68
Professional Consultancy Charges <sup>4</sup>	34.99	25.82
Legal Expenses <sup>5</sup>	19.18	13.25
Corporate Social Responsibilities <sup>8</sup>	2.90	2.53
Remuneration to Auditors <sup>9</sup>	0.45	0.48
Directors' Sitting Fees	0.23	0.21
Bank Charges	0.65	0.83
Miscellaneous Expenses <sup>6</sup>	19.31	7.17
	<b>271.50</b>	<b>233.00</b>
3) Others		
Provisions For :		
- Retirement of Fixed Assets	-	1.91
- Credit impairment	-	9.33
	-	<b>11.24</b>
Amount Written Off :		
Bad Debts Written Off	6.67	8.59
Less: Provision Made in Earlier years	<u>6.67</u>	<u>8.59</u>
	-	-
Non Moving Inventory Written Off	4.87	-
Less: Provision made in earlier years	<u>4.87</u>	<u>-</u>
	-	-
Fixed Assets Retired/ Loss on Sale	21.70	17.89
	<b>21.70</b>	<b>17.89</b>
<b>Total</b>	<b>496.83</b>	<b>440.36</b>

**1. Effect due to increase in Minimum Wages**

Other expenses includes expenses related to manpower based contract which has an year on year incremental impact of minimum wages as compared to immediate previous year for ₹ 3.02 Crores (March 31, 2018 ₹ 32.42 Crores).

2. Rates & Taxes expense includes Licence fees for Plots ₹ 13.49 Crores (March 31, 2018 ₹ 8.51 Crores), Licence Fees paid to DERC ₹ 4.67 Crores (March 31, 2018 ₹ 4.38 Crores) and Property Tax ₹ 2.36 Crores (March 31, 2018 ₹ 2.65 Crores).

3. Communication expense includes SMS charges ₹ 1.09 Crores (March 31, 2018 ₹ 0.63 Crores).

4. Professional Consultancy Charges includes Geo-Spatial fees ₹ 0.30 Crores (March 31, 2018 ₹ 0.30 Crores).

5. Legal Expenses includes Ombudsman expenses ₹ 0.34 Crores (March 31, 2018 ₹ 0.25 Crores).

6. Miscellaneous expenses are inclusive of Water charges (pertaining to DJB) ₹ 8.67 Crores (March 31, 2018 ₹ 2.13 Crores), KYC expenses ₹ 4.28 Crores (March 31, 2018 ₹ Nil Crores) and rebate on account of A.C scheme ₹ 1.22 Crores (March 31, 2018 ₹ Nil Crores).

7. Other expenses are inclusive of GST amounting ₹ 58.35 Crores (March 31, 2018 ₹ 35.20 Crores) (excluding GST on Stores & Spare Consumed).

<b>8. Corporate Social Responsibilities</b>			
The board of directors approved CSR Policy of the Company at its meeting held on September 25, 2014. In accordance with the provisions of Section 135 of the Companies Act, 2013, the Company was required to spend ₹ 10.43 Crores (₹ 1.78 Crores for F.Y. 2014-15, ₹ 1.68 Crores for F.Y. 2015-16, ₹ 1.76 Crores for F.Y 2016-17, ₹ 2.49 Crores for F.Y 2017-18 & ₹ 2.72 Crores for F.Y 2018-19 ) till F.Y 2018-19 on prescribed CSR activities. Amount related to Corporate Social Responsibility as per Section 135 of the Act, read with Schedule VII thereof upto FY 2018-19 is ₹ 10.54 Crores (₹ 0.20 Crores in F.Y 2014-15, ₹ 2.23 Crores in F.Y. 2015-16, ₹ 2.68 Crores in F.Y. 2016-17, ₹ 2.53 Crores in F.Y 2017-18 & ₹ 2.90 Crores in F.Y 2018-19).			
Cumulative amount incurred till F.Y 2018-19			
Particulars	Amount Paid	Yet to be Paid	Total
Construction/acquisition of any asset	-	-	-
Other purposes	9.82	0.72	10.54
<b>Total</b>	<b>9.82</b>	<b>0.72</b>	<b>10.54</b>

<b>9. Remuneration to Auditors (Including Service Tax/GST)</b>	<b>Year Ended March 31, 2019</b>	<b>Year Ended March 31, 2018</b>
Statutory Audit & Limited Review Fees	0.25	0.25
Tax Audit Fees	0.05	0.05
Certification Work	0.09	0.12
Taxation & Other Matters	0.04	0.04
Out of Pocket Expenses	0.02	0.02
<b>Total</b>	<b>0.45</b>	<b>0.48</b>

<b>Note-40 Net movement in Regulatory Deferral Account Balances and related deferred tax balances</b>	<b>Year Ended March 31, 2019</b>	<b>Year Ended March 31, 2018</b>
Net movement in regulatory deferral account balance (Refer Note 17)	(40.02)	163.48
Net movement in regulatory deferral account balance before OCI	(52.10)	158.26
Net movement in regulatory deferral account balances related to items recognised in OCI	12.08	5.22

<b>Note-41 Current Tax</b>	<b>Year Ended March 31, 2019</b>	<b>Year Ended March 31, 2018</b>
Income Tax for the current year	46.66	31.17
Income Tax for the earlier years	(0.04)	0.05
<b>Total</b>	<b>46.62</b>	<b>31.22</b>

<b>Note-42 Income Tax effect on OCI</b>	<b>Year Ended March 31, 2019</b>	<b>Year Ended March 31, 2018</b>
Income tax effect on OCI	(0.15)	(0.07)
<b>Total</b>	<b>(0.15)</b>	<b>(0.07)</b>

<b>Note-43 Earnings per equity share</b>	<b>Year Ended March 31, 2019</b>	<b>Year Ended March 31, 2018</b>
I Profit/(Loss) for Earning Per Share		
Profit for the year (After Tax )	291.27	145.11
Profit for the year (After Tax ) (Before net movement in Regulatory Deferral Account balances)	343.37	(13.15)
II No. of Equity Shares (In Crores)		
Opening	104.00	104.00
Closing	104.00	104.00
Weighted Average No. of Equity Shares	104.00	104.00
Earning Per Share Basic (₹)	2.80	1.40
Earning Per Share Diluted (₹)	2.80	1.40
Earning per share Basic (Before net movement in Regulatory Deferral Account balances)	3.30	(0.13)
Earning per share Diluted (Before net movement in Regulatory Deferral Account balance)	3.30	(0.13)
Face Value of Equity Shares (₹)	10.00	10.00



**Note-44 Income tax expense**

	March 31, 2019	March 31, 2018
<b>(a) Income tax expense</b>		
Current tax		
Current tax on profits for the year	46.81	31.24
Adjustments for current tax of prior year	(0.04)	0.05
<b>Total current tax expense</b>	<b>46.77</b>	<b>31.29</b>
Deferred tax		
(Increase) in deferred tax assets	(68.60)	(435.81)
Increase in deferred tax liabilities	272.26	226.91
<b>Total deferred tax expense/(benefit)</b>	<b>203.66</b>	<b>(208.90)</b>
<b>Less: Liability/Income Payable/Recoverable from future tariff</b>	<b>(203.66)</b>	<b>208.90</b>
<b>Net deferred tax expense/(benefit)</b>	<b>-</b>	<b>-</b>
<b>Income tax expense</b>	<b>46.77</b>	<b>31.29</b>
<b>(b) Reconciliation of tax expense and the accounting profit multiplied by India's tax rate:</b>		
	<b>March 31, 2019</b>	<b>March 31, 2018</b>
Profit as per Ind AS from continuing operations before income tax expense (A)	283.98	176.67
Income tax rate applicable (B)	34.94%	34.61%
Income tax expense (A)*(B)	99.23	61.14
<b>Tax effects of the items that are not deductible (taxable) while calculating taxable income :</b>		
Tax effect of permanent timing differences	1.07	0.97
Movement in tax losses (net of recoverable from future tariff)	(100.30)	(62.11)
Current tax on profit for the year	46.81	31.24
Tax refund/adjustment for the earlier year	(0.04)	0.05
<b>Total tax expense</b>	<b>46.77</b>	<b>31.29</b>

**The balance comprises temporary differences attributable to:**

	March 31, 2019	March 31, 2018
<b>Deferred tax liability on account of:</b>		
Depreciation difference	601.44	548.38
Regulatory Assets	2,656.42	2,437.08
Loan processing costs	1.60	1.75
<b>Deferred tax asset on account of:</b>		
Provision for doubtful debts	71.63	80.74
Provision for retirement of assets	12.34	12.22
Provision for non moving inventories	2.76	4.98
Provision for leave encashment	26.43	19.31
Unabsorbed losses (including depreciation)	2,761.97	2,689.30
<b>Net deferred tax liability</b>	<b>384.33</b>	<b>180.66</b>
<b>Less: Recoverable from future tariff</b>	<b>(384.33)</b>	<b>(180.66)</b>

**(c) Movement in deferred tax balances:**

	Depreciation difference (a)	Regulatory Assets (b)	Brought forward losses (including unabsorbed depreciation) (c)	Others (d)	Total (a+b-c-d)
<b>As at March 31, 2017</b>	582.89	2,172.86	2,265.45	100.74	389.56
(Charged)/credited:					
- to profit or loss	(34.51)	264.22	423.84	14.76	(208.90)
<b>As at March 31, 2018</b>	548.38	2,437.08	2,689.29	115.50	180.66
(Charged)/credited:					
- to profit or loss	53.06	219.34	72.68	(3.94)	203.66
<b>As at March 31, 2019</b>	601.44	2,656.42	2,761.97	111.56	384.32

Note: In line with the requirements of Ind AS 114, Regulatory Deferral Accounts, the entity presents the resulting deferred tax asset / (liability) and the related movement in that deferred tax asset / (liability) with the related regulatory deferral account balances and movements in those balances, instead of within that presented above in accordance with Ind AS 12 Income Taxes. Refer note 17 for disclosures as per Ind AS 114.

**Note-45: Related party transactions**
**Related parties with whom transactions have taken place during the year:**

i)	Parent Company	Reliance Infrastructure Limited
ii)	Company having Substantial interest	Delhi Power Company Limited
iii)	Fellow Subsidiary Companies & Associates	BSES Yamuna Power Limited Sasan Power Limited Globalcom IDC Limited (Formerly Reliance IDC Limited) Reliance General Insurance Company Limited Reliance Energy Trading Limited
iv)	Post Employment Benefit Plan	BSES Rajdhani Power Limited Employees Group Gratuity Assurance Scheme BSES Rajdhani Power Limited Employees Superannuation Scheme

**Key Management Personnel**

Name	Category	Period
Shri Lalit Jalan - Chairperson	Non - executive director	2018-19 2017-18
Shri Rana Ranjit Rai		2018-19 2017-18
Shri Gopal K Saxena		2018-19 2017-18
Shri Virendra Singh Verma (w.e.f. 20.07.2017)		2018-19 2017-18
Shri Ajit Keshav Ranade	Independent Director	2018-19 2017-18
Shri Anjani Kumar Sharma		2018-19 2017-18
Ms. Ryna Zaiwalla Karani		2018-19 2017-18
Shri Surinder Singh Kohli (FY 2018-19 w.e.f 30.01.2019) (FY 2017-18 upto 17.03.2018)	Additional Director (Independent Director)	2018-19 2017-18
Shri Alok Kumar Roy (w.e.f. 24.04.2017 upto 20.07.2017)	Additional Director	2017-18
Shri Amal Sinha	Chief Executive Officer	2018-19 2017-18

**(a) Key Management Personnel Compensation**

Particulars	March 31, 2019	March 31, 2018
Short - term employee benefits	1.38	1.23
Post - employment benefits	0.11	0.10
Long - term employee benefits	0.57	0.11
Director sitting fee	0.23	0.21
<b>Total compensation</b>	<b>2.29</b>	<b>1.65</b>

**b) Transactions with related parties**

The following transactions occurred with related parties:

Particulars	March 31, 2019	March 31, 2018
<b>Statement of profit and loss heads</b>		
<b>1. Income:</b>		
Sale of Power		
- BSES Yamuna Power Limited	0.43	0.29
- Reliance Energy Trading Limited	0.06	-
Interest earned		
- BSES Yamuna Power Limited	21.72	57.16

<b>Expenses:</b>		
Purchase of Power (Including open access charges - Net of rebate)		
- BSES Yamuna Power Limited	24.05	1.69
- Sasan Power Limited	69.62	141.19
<b>Receiving of services</b>		
- Globalcom IDC Limited (Formerly Reliance IDC Limited)	3.16	2.36
<b>Trust Contribution</b>		
- BSES Rajdhani Power Limited Employees Group Gratuity Assurance Scheme	18.18	21.67
- BSES Rajdhani Power Limited Employees Superannuation Scheme	1.00	0.91
For Securities - Pledge of 51% Share of the Company held by Reliance Infrastructure Limited (Refer Note 20)		

**c) Loans to related parties**

	March 31, 2019	March 31, 2018
Loan repaid		
- BSES Yamuna Power Limited	(12.35)	(192.92)

<b>d) Balance sheet heads (Closing balances):</b>	As at March 31, 2019	As at March 31, 2018
<i>Other Current Liabilities</i>		
- Delhi Power Company Limited	1.28	1.28
<i>Trade Payables</i>		
- Reliance Energy Trading Limited	-	0.06
- Sasan Power Limited	7.12	20.39
- Globalcom IDC Limited (Formerly Reliance IDC Limited)	0.68	-
<i>Current Provision</i>		
- BSES Rajdhani Power Limited Employees Group Gratuity Assurance Scheme	18.18	21.67
<i>Other Current Financial Liabilities</i>		
- BSES Rajdhani Power Limited Employees Superannuation Scheme	0.08	0.08
<i>Other Current Assets</i>		
- Reliance General Insurance Company Limited	3.33	-
- Globalcom IDC Limited (Formerly Reliance IDC Limited)	-	0.62
<i>Financial Assets</i>		
- BSES Yamuna Power Limited	148.09	160.44

**Note 1 :** The above disclosure does not include transactions with / as public utility service providers, viz. electricity, telecommunication, in the normal course of business.

- i) For terms and condition relating to Loan to BSES Yamuna Power Limited , Refer Note 13
- ii) All outstanding balances are unsecured and repayable/ recoverable on demand.
- iii) The sales to and purchases from related parties are made on terms equivalent to those that prevail in arm's length transactions. Outstanding balances at the year-end are unsecured and interest free and settlement occurs in cash. There have been no guarantees provided or received for any related party receivables or payables. For the year ended March 31, 2019, the Company has not recorded any impairment of receivables relating to amounts owed by related parties (March 31, 2018: ₹ Nil). This assessment is undertaken each financial year through examining the financial position of the related party and the market in which the related party operates.

**Note-46 :- Financial Risk Management**

The Company's business activities expose it to a variety of financial risks, namely liquidity risk, market risks and credit risk. The Company's senior management has overall responsibility for the establishment and oversight of the Company's risk management framework. The Company has constituted a Risk Management Committee, which is responsible for developing and monitoring the Company's risk management policies. The key risks and mitigating actions are also placed before the Audit Committee of the Company. The Company's risk management policies are established to identify and analyze the risks faced by the Company, to set appropriate risk limits and controls and to monitor risks and adherence to limits. Risk management policies and systems are reviewed regularly to reflect changes in market conditions and the Company's activities.

The Risk Management Committee of the Company is supported by the Finance team and experts of respective business divisions that provides assurance that the Company's financial risk activities are governed by appropriate policies and procedures and that financial risks are identified, measured and managed in accordance with the Company's policies and risk objectives. The activities are designed to:

- protect the Company's financial results and position from financial risks
- maintain market risks within acceptable parameters, while optimizing returns; and
- protect the Company's financial investments, while maximizing returns.

The Treasury department provides funding for the Company's operations. In addition to guidelines and exposure limits, a system of authorities and extensive independent reporting covers all major areas of treasury's activity.

This note explains the sources of risk which the entity is exposed to and how the entity manages the risk in the financial statements.

Risk	Exposure arising from	Measurement	Management
Credit risk	Cash and cash equivalents, trade receivables, derivative financial instruments, financial assets measured at amortized cost.	Ageing analysis Credit rating	Diversification of bank deposits, credit limits and letters of credit
Liquidity risk	Borrowings, trade payable and other liabilities	Rolling cash flow forecasts	Monitoring of committed credit lines and borrowing facilities
Market risk – interest rate	Long-term borrowings at variable rates	Sensitivity analysis	Benchmarking of interest rates

The Company's financial risk management is carried out by the treasury department (Company treasury). It identifies, evaluates financial risks in close cooperation with the Company's operating units, covering interest rate risk, credit risk, use of derivative financial instruments and non-derivative financial instruments, and investment of excess liquidity.

**(A) Credit risk**

Credit risk refers to the risk of default on its obligation by the counter party resulting in financial loss. Credit risk arises from cash and cash equivalents, investments carried at amortized cost or fair value through profit & loss and deposits with banks and financial institutions, as well as credit exposures to trade/non-trade customers including outstanding receivables.

**(i) Credit risk management**

Credit risk is managed at Company level depending on the framework surrounding credit risk management.

The concentration of credit risk is limited since the customer base is large and widely dispersed and secured with security deposit. For banks and financial institutions, only high rated banks/institution are accepted.

The maximum exposure to the credit risk at the reporting date is primarily from trade receivable. The Company follows simplified approach method wherein it recognises impairment loss allowance based on lifetime Expected Credit Loss (ECL) at the reporting date.

Trade receivable are written off when there is no reasonable expectation of recovery after disconnection and adjustment of security deposit with past due, as per policy of the Company and debtor failing to engage in a repayment plan with the Company. However, the Company continues to engage in enforcement and recovery activity to attempt to recover the receivable due. Where recoveries are made, these are recognized in statement of profit or loss.

For trade receivable (except street light unmetered dues and other receivables), the Company uses the provision matrix method under simplified approach. The provision matrix is based on its historically observed default rates over the expected life of these trade receivable and is adjusted for forward looking estimates. At every reporting date, the historically observed default rates are updated and changes in the forward looking estimates are analysed.

For street light unmetered dues and other receivables, in addition to recognising impairment loss provision under lifetime expected credit loss model, specific provision is made for cases under dispute with the consumer.

For recognition of impairment loss on loans and other financial assets and risk exposure, the Company determines that whether there has been a significant increase in the credit risk since initial recognition. If credit risk has not increase significantly, 12 month ECL is used to provide for impairment loss. However, if credit risk has increase significantly, lifetime ECL is used. If, in a subsequent period, credit quality of the instrument improves such that there is no longer a significant increase in credit risk since initial recognition, then the entity reverts to recognising impairment loss allowance based on 12 month ECL.

**BSES RAJDHANI POWER LIMITED**  
 Notes to Financial Statements for the Year Ended March 31, 2019

Amounts in ₹ Crores

**Provision for expected credit losses**  
**Expected credit loss for trade receivable (other than Street light unmetered dues and other receivables)**

As at March 31, 2019 :

Aging	Not due	0-90 days past due	90 - 180 days past due	180 - 270 days past due	270 - 360 days past due	360 - 450 days past due	More than 450 days past due	Total
Gross carrying amount	193.15	68.95	25.87	19.64	18.65	6.21	91.75	424.22
Expected loss rate	0.22%	2.42%	11.73%	20.87%	29.86%	37.53%	86.70%	22.79%
Expected credit losses (Loss allowance provision)	0.42	1.67	3.03	4.10	5.57	2.33	79.55	96.67
<b>Carrying amount of trade receivables (net of impairment)</b>	<b>192.73</b>	<b>67.28</b>	<b>22.84</b>	<b>15.54</b>	<b>13.08</b>	<b>3.88</b>	<b>12.20</b>	<b>327.56</b>

As at March 31, 2018 :

Aging	Not due	0-90 days past due	90 - 180 days past due	180 - 270 days past due	270 - 360 days past due	360 - 450 days past due	More than 450 days past due	Total
Gross carrying amount	141.18	92.84	22.19	15.73	9.03	6.42	93.80	381.20
Expected loss rate	2.81%	4.66%	22.98%	42.41%	61.56%	80.22%	100.00%	32.68%
Expected credit losses (Loss allowance provision)	3.97	4.33	5.10	6.67	5.56	5.15	93.80	124.59
<b>Carrying amount of trade receivables (net of impairment)</b>	<b>137.21</b>	<b>88.50</b>	<b>17.10</b>	<b>9.06</b>	<b>3.48</b>	<b>1.27</b>	<b>-</b>	<b>256.61</b>

The Company has refined the methodology of computing expected credit loss of trade receivable (other than street light unmetered dues and other receivables) based on more experience, newer information, comprehensive analysis and study of ageing slab of the dues with every passing year. These refinements has resulted in decrease in provision by ₹ 36.56 Crores during the year ended March 31, 2019.

**Reconciliation of loss allowance provision – Trade receivables**

Reconciliation of loss allowance	Provision matrix method	Street light unmetered dues and others	Total
<b>Loss allowance as on April 1, 2017</b>	<b>113.14</b>	<b>119.77</b>	<b>232.91</b>
Bad debts written off	(8.93)	-	(8.93)
Changes in loss allowance	20.38	(11.05)	9.33
<b>Loss allowance as on March 31, 2018</b>	<b>124.59</b>	<b>108.72</b>	<b>233.31</b>
Bad debts written off	(6.91)	-	(6.91)
Changes in loss allowance	(21.01)	(0.40)	(21.41)
<b>Loss allowance as on March 31, 2019</b>	<b>96.67</b>	<b>108.32</b>	<b>204.99</b>

**Significant estimates and judgements**
**Impairment of financial assets**

The impairment provisions for financial assets disclosed above are based on assumptions about risk of default and expected loss rates. The Company uses judgement in making these assumptions and selecting the inputs to the impairment calculation, based on the Company's past history, existing market conditions as well as forward looking estimates at the end of each reporting year.

The Company do not anticipate any material credit risk for loans and other financial assets.

**(B) Liquidity risk**

Prudent liquidity risk management implies maintaining sufficient cash and marketable securities and the availability of funding through an adequate amount of committed credit facilities to meet obligations when due and to close out market positions. Due to the dynamic nature of the underlying businesses, Company treasury maintains flexibility in funding by maintaining availability under committed credit lines.

Management monitors rolling forecasts of the Company's liquidity position (comprising the undrawn borrowing facilities below) and cash and cash equivalents on the basis of expected cash flows. The Company's liquidity management policy involves projecting cash flows and considering the level of liquid assets necessary to meet these, monitoring balance sheet liquidity ratios against internal and external regulatory requirements and maintaining debt financing plans.

**(i) Financing arrangements**

The Company had access to the following undrawn borrowing facilities at the end of the reporting year:

	March 31, 2019	March 31, 2018
<b>Floating rate</b>		
Term Loan	462.04	462.04
Expiring within one year (Cash Credit)	60.63	207.67
<b>Total</b>	<b>522.67</b>	<b>669.71</b>

Subject to the continuance of satisfactory credit ratings, the bank loan facilities may be drawn at any time in INR .

**(ii) Maturities of financial liabilities**

\*The tables below analyze the Company's financial liabilities into relevant maturity based on their contractual maturities for all non-derivative financial liabilities

The amounts are grossed and undiscounted.

Contractual maturities of financial liabilities as at March 31, 2019	Carrying Value	within 1 year	*more than 1 year	Total
<b>Non-derivatives</b>				
Non current borrowings (Includes current maturities of long term borrowings and contractual interest payments)	535.74	81.84	762.00	843.84
Current borrowings	113.37	113.37	-	113.37
Consumer security deposit	786.96	-	786.96	786.96
Trade payables	9,034.15	9,034.15	-	9,034.15
Creditors for capital expenditure	120.20	120.20	-	120.20
Other financial liabilities	225.70	225.70	-	225.70
<b>Total non-derivative liabilities</b>	<b>10,816.12</b>	<b>9,575.26</b>	<b>1,548.96</b>	<b>11,124.22</b>

Contractual maturities of financial liabilities as at March 31, 2018	Carrying Value	within 1 year	*more than 1 year	Total
<b>Non-derivatives</b>				
Non current borrowings (Includes current maturities of long term borrowings and contractual interest payments)	535.26	61.55	846.85	908.40
Current borrowings	52.32	52.32	-	52.32
Consumer security deposit	721.49	-	721.49	721.49
Trade payables	9,122.57	9,122.57	-	9,122.57
Creditors for capital expenditure	109.11	109.11	-	109.11
Other financial liabilities	287.52	287.52	-	287.52
<b>Total non-derivative liabilities</b>	<b>10,828.27</b>	<b>9,633.07</b>	<b>1,568.34</b>	<b>11,201.41</b>

**(C) Market risk**
**(i) Foreign currency risk**

Foreign exchange risk arises from future commercial transactions and recognized assets and liabilities denominated in a currency that is not the Company's functional currency (INR). The Company operates in a business that have insignificant exposure to foreign exchanges/ foreign currency transactions.

**Sensitivity**

In view of insignificant exposure to forex , Sensitivity Analysis on Foreign exchange risk is not required.

**(ii) Cash flow and fair value interest rate risk**

The Company's main interest rate risk arises from long-term borrowings with variable rates, which expose the Company to cash flow interest rate risk. During March 31, 2019 and March 31, 2018 the Company's borrowings at variable rate were primarily dominated in INR. In view of reduction in bank rate and improvement in Credit Rating, Company is not exposed to any material interest rate risk due to borrowing at Variable Rate. The Company's borrowings are carried at amortized cost.

**Interest rate risk exposure**

The exposure of the Company's borrowing to interest rate changes at the end of the reporting year are as follows:

	March 31, 2019	March 31, 2018
Variable rate borrowings	649.11	587.58
Fixed rate borrowings	-	-
<b>Total borrowings</b>	<b>649.11</b>	<b>587.58</b>

**Sensitivity**

Profit or loss is sensitive to higher/lower interest expense from borrowings as a result of changes in interest rates.

	Impact on profit after tax	
	March 31, 2019	March 31, 2018
Interest Rates - increase by 50 basis points (50 bps)*	(2.45)	(3.72)
Interest Rates - decrease by 50 basis points (50 bps)*	2.45	3.72

\*Holding all other variables constant

**(iii) Price risk**
**(a) Exposure**

The Company does not have any investment in equity. Therefore there is no price risk to the Company on financial instruments. Tariff of the Company is regulated by DERC. Refer Note 17 about the Price risk management on account of tariff determination.

**(iv) Capital Risk Management**

The Company considers the following components of Balance Sheet to manage Capital:

1 Total equity- retained profit ,general reserve and other reserve, share capital

2. Working Capital

The Company manages its capital so as to safeguard its ability to continue as a going concern and to optimise returns to our shareholders. The capital structure of the Company is based on management's judgement of the appropriate balance of key elements in order to meet its strategic and day-to-day needs. We consider the amount of capital in proportion to risk and manage the capital structure in light of changes in economic conditions and the risk characteristics of the underlying assets.

The Company's aim to translate profitable growth to superior cash generation through efficient capital management.

The Company's policy is to maintain a stable and strong capital structure with a focus on total equity so as to maintain investor, creditor, and market confidence and to sustain future development and growth of its business.

The Company's focus is on keeping strong total equity base to ensure independence, security, as well as a high financial flexibility for potential future borrowings, if required, without impacting the risk profile of the group. The Company will take appropriate steps in order to maintain, or if necessary adjust, its capital structure.

The management monitors the return on capital as well as the level of dividends to shareholders.

**(a) Fair Value measurements**

Particulars	Level	March 31, 2019		March 31, 2018	
		FVTPL	Amortized	FVTPL	Amortized
<b>Financial assets</b>					
Restricted bank deposits		-	34.47	-	32.50
Non current loans	3	-	0.46	-	0.30
Other non current financial assets	3	-	0.73	-	1.29
Trade receivables	3	-	363.21	-	304.50
Cash and cash equivalents		-	156.60	-	219.69
Bank balances other than cash and cash equivalents		-	0.24	-	7.52
Current loans	3	-	149.38	-	162.77
Other current financial assets	3	-	411.60	-	415.15
<b>Total</b>		-	<b>1,116.69</b>	-	<b>1,143.72</b>
<b>Financial liabilities</b>					
Non current borrowings	3		514.68		535.26
Non current other financial liabilities	3		786.96		721.49
Current borrowings	3		113.37		52.32
Trade payables	3	-	9,034.15	-	9,122.57
Current maturities of long term borrowings	3	-	21.06	-	-
Employee related liabilities	3	-	1.77	-	2.66
Payable for expenses	3	-	4.03	-	9.64
Others	3	-	155.35	-	134.93
Consumer contribution for capital works	3	-	184.75	-	249.40
<b>Total</b>		-	<b>10,816.12</b>	-	<b>10,828.27</b>

**Notes:**

a. Fair valuation of financial assets and liabilities with short term maturities is considered as approximate to respective carrying amount due to the short term maturities of these instruments.

b. Fair value of non current financial assets and liabilities has not been disclosed as there is no significant differences between the carrying value and fair value.

Level 1: It includes financial instruments measured using quoted prices.

Level 2: The fair value of financial instruments that are not traded in an active market is determined using valuation techniques which maximize the use of observable market data and rely as little as possible on entity specific estimates. If all significant inputs required to fair value an instrument are observable, the instrument is included in level 2.

Level 3: If one or more of the significant inputs is not based on observable market data, the instrument is included in level 3. The fair value of financial assets and liabilities included in Level 3 is determined in accordance with generally accepted pricing models based on discounted cash flow analysis using prices from observable current market transactions and dealer quotes of similar instruments.

There are no transfers between any levels during the year.



**BSES RAJDHANI POWER LIMITED**

**Notes to Financial Statements for the Year Ended March 31, 2019**

**47 Commitment**

Estimated amount of contracts remaining to be executed on capital account and not provided for is ₹ 418.01 Crores (March 31, 2018 ₹ 259.66 Crores).

The Company had entered into Long Term Power Purchase Agreements with various Power Generators in accordance with capacity allocated to the Company by the Ministry of Power / GoNCTD for respective plants.

**48 Contingent Liabilities**

- A) Bank Guarantee outstanding as on March 31, 2019 ₹ 0.76 Crore (March 31, 2018 ₹ 0.99 Crores).  
B) Claims not acknowledged as debts and other major matters under litigation.

a) (Amount in ₹ Crores)

Sr. No	Particulars	As at March 31, 2019	As at March 31, 2018
i	Legal cases related to consumers and others*	35.46	37.83
ii	Legal cases related to employees**	1.82	2.03
iii	Claim by DPCL on account of events relating to erstwhile DVB period***	92.59	92.59

\* **Legal cases related to consumers and others**

Consumers in the ordinary course of business, challenge the conviction orders passed by the special courts seeking setting aside of orders and recovery of payment already made by them. Also in case of billing disputes, the consumers allege excess recovery and seek refund of the same. Apart from the above, the recovery cases are also filed against the Company by the vendors, third parties etc.

\*\* **Legal cases related to employees**

The aggrieved employees have filed cases before the various forums on account of denial of time bound promotion scale, delay in promotion, setting aside of disciplinary proceedings with consequential benefits, etc.

\*\*\* **Claim filed by DPCL Vs BRPL (Suit no.1093/2013)**

A recovery suit has been filed by DPCL in 2013 against the Company before the Hon'ble High Court of Delhi for recovery of ₹ 92.59 Crores along with interest @ 18% p.a. This suit has been filed on the ground that the amounts were paid by DPCL directly on account of payments to the contractors, works, supplies, services, past employees and to the third party during the period of 2002-2006 for liabilities arising from events prior to July 01, 2002 (DVB period). It also includes the adjustments made by the Company for discharging such DVB liabilities (prior to July 01, 2002) from the amounts payable to DPCL (for revenue collected from consumers towards power supplied during the DVB period). The matter at present is in before the Registrar of Delhi High Court for admission and denial of documents and is scheduled for hearing on May 08, 2019.

- b) The Company had received claim from Delhi Transco Limited of ₹ 2.38 Crores (March 31, 2018 ₹ 2.38 Crores) mainly on account of events relating to erstwhile DVB period. The same is disputed by the Company, and pending dispute/reconciliation, the same has not been provided in the books.

- c) The Company had received TDS assessment orders for Financial Year (F.Y.) 2007-08, 2008-09 and 2009-10 wherein a total demand of ₹ 2.95 Crores (Previous Year ₹ 2.95 Crores) was raised primarily on account of interest u/s 201(1A) of the Income Tax Act, 1961 for non/late deduction of TDS on power transmission charges u/s 194J. The Company had contested this demand and had appealed against the said TDS assessment orders before the CIT(A). Appeals for F.Y. 2008-09 & 2009-10 have been decided by the CIT(A) in favour of the Company, whereby it was held that TDS u/s 194J is not applicable on payments for transmission /wheeling/ open access charges etc. Appeal for F.Y. 2007-08 against demand of ₹ 1.20 Crores (Previous Year ₹ 1.20 Crores) is still pending.

During pendency of aforesaid appeals, the Company had deposited entire demand of ₹ 2.95 Crores (Previous Year ₹ 2.95 Crores) under protest. Further, the Company had taken the decision in November 2009 to deduct and deposit TDS on Power Transmission charges from the F.Y. 2009-10 onwards under protest. The Company is confident that appeal for F.Y. 2007-08 will be decided in line with orders passed for F.Y.'s 2008-09 & 2009-10 and entire demand will be reduced to Nil. Accordingly the Company has not provided for any liability, in this regard in the books of accounts. Further, the Company is following up with the Income Tax Authorities for refund / adjustment of the amount paid against the demand for F.Y.'s 2008-09 & 2009-10.

In the meanwhile, the Income Tax Department appealed against the order of CIT (A), before ITAT for the F.Y.'s 2008-09 and 2009-10, contesting decision of the CIT (A). These appeals of the department have been dismissed by ITAT and decided in favour of the Company.

The issue of applicability of section 194J on power transmission/ wheeling charges has recently been set at rest by the Hon'ble Supreme Court, whereby a Special Leave Petition (SLP) filed by the Income Tax Department against a Delhi High Court decision in case number ITA No. 341/2015, pertaining to Delhi Transco Limited was dismissed. The High Court had held that the provisions of section 194J are not applicable on power transmission/ wheeling charges.

- d) Income Tax assessment for the A.Y. 2011-12 was concluded u/s 143(3) of the Income Tax Act, 1961 whereby a demand of ₹ 4.62 Crores was raised under MAT provisions. The Company has filed an appeal before CIT(A) against the said order. The appeal has been fixed for fresh hearing as the CIT(A) who had heard the appeal earlier has been transferred. Meanwhile, the Company has paid an amount of ₹ 0.50 Crores against the said demand and a further sum of ₹ 2.23 Crores has been adjusted by the Income Tax Department against refunds due to the Company in respect of subsequent years against the demand. The Company has filed an application for stay of the balance demand on the ground that the issues in respect of which the demand has been raised are decided in favour of the Company in the appeals for earlier years. Accordingly, no provision has been made in the books of accounts against such demand.

- e) Income Tax assessment for A.Y. 2013-14 was concluded u/s 143(3) of the Income Tax Act, 1961. In the assessment order, various additions were made and a demand of ₹ 119.25 Crores was raised. The Company's appeal before the CIT (A), against the said order, has been partly allowed. The Company has filed an appeal before ITAT against the order of CIT (A) on the issues which have been

**BSES RAJDHANI POWER LIMITED****Notes to Financial Statements for the Year Ended March 31, 2019**

decided against the Company. Meanwhile, the Company has received orders of CIT(A) for A.Y. 2012-13, in which a loss of ₹ 1,602.94 Crore has been determined. Considering the brought forward loss of A.Y. 2012-13, the taxable income for the A.Y. 2013-14 has been revised to Nil after considering brought forward losses and the related demand under normal provision of the Act has been reduced to Nil. However demand of ₹ 0.92 Crore has been raised under the MAT provision. The issue relating to additions made under MAT provisions are covered in favour of the Company by the CIT (A) order's of earlier years. Accordingly, no provision has been made in the books of accounts against such demand.

f) Income Tax assessment for A.Y. 2015-16 was concluded u/s 143(3) of the Income Tax Act, 1961. In the assessment order passed u/s 143(3), various additions were made and a demand of ₹ 41.24 Crores had been raised. The Company has filed an appeal before CIT(A) against the said order. Meanwhile, the Company has received the CIT(A) order for A.Y. 2012-13, in which a loss of ₹ 1,602.94 Crore has been determined. Considering the brought forward loss of A.Y. 2012-13, the taxable income for the A.Y. 2015-16 has been revised to Nil and the related demand under normal provision of the Act has been reduced to Nil. However demand of ₹ 1.33 Crore has been raised under MAT. The issues relating to additions made under MAT provisions are covered in favour of the Company by the CIT(A) order's of earlier years. Accordingly, no provision has been made in the books of accounts against such demand.

g) During the current year, the Income Tax assessment of the Company u/s 143(3) of the I.T. Act, has been concluded for A.Y. 2016-17. The assessed income for the year under the normal provisions has been computed at Rs. Nil after adjusting brought forward losses of ₹ 281.52 Crores. Meanwhile, a demand of ₹ 5.98 Crores has been raised on the Company under the MAT provisions. However, the demand is not recoverable as the issue relating to additions made under MAT provisions is covered in favour of the Company by the CIT(A) order's of earlier years. Accordingly, no provision has been made in the books of accounts against the demand. Further, the Company has filing an appeal before CIT(A) on the various issues on which additions/disallowances have been made in the assessment order.

h) The Company had in December-2003, announced a Special Voluntary Retirement Scheme (SVRS). The Company had taken the stand that terminal benefit to SVRS optees was the responsibility of DVB Employees Terminal Benefits Fund - 2002 Trust (DVB ETBF – 2002 or the Pension Trust) and the amount was not payable by the Company. The DVB ETBF – 2002 Trust had contended that terminal benefits to the SVRS optees did not fall in its purview as the employees had not attained the age of superannuation.

For resolution of the issue through the process of law, the Company had filed a writ petition before the Hon'ble Delhi High Court. The Hon'ble Court has pronounced its Judgement on this issue on July 02, 2007 whereby it has provided two options to the Discoms for paying terminal benefits and residual pension to the Trust :-

I) Terminal benefits to the SVRS optees to be paid by Discoms which shall be reimbursed to Discoms by the Trust without interest on normal retirement / death (whichever is earlier) of such SVRS optees. In addition, the Discoms shall pay the Retiral Pension to SVRS optees till their respective dates of normal retirement, after which the Trust shall commence payment to such optees, OR;

II) The Trust to pay the terminal benefits of the SVRS optees on reimbursement by Discoms of 'Additional Contribution' required on account of premature payout by the Trust which shall be computed by an Arbitral Tribunal. The liability to pay residual pension i.e. monthly pension shall be borne by the Company.

The Arbitral Tribunal shall be comprised of a nominee of the Institute of Actuaries Mumbai, a nominee from Discom and a nominee from GoNCTD & Pension Trust. Institute of Actuaries and Discoms have appointed their respective nominees while GoNCTD & Pension Trust have not appointed their nominee and have filed their respective Appeals before the Division Bench of the High Court of Delhi.

The Company has opted for option (II) above, which requires determination of additional contribution to be funded by Discoms as determined by the Arbitral Tribunal. However, the Company in order to mitigate the financial hardships being faced by the SVRS optees, pending determination and actuarial valuation and without prejudice to their rights, contentions and claims, opted to pay the terminal benefits to the SVRS optees and the same was taken on record by the High Court in its order dated January 25, 2008. As such, the Company has paid leave encashment, gratuity, and commuted pension amounting to ₹ 85.07 Crores (including interest of ₹ 20.26 Crores) (Previous Year ₹ 85.07 Crores, including interest of ₹ 20.26 Crores) vide Court direction dated January 25, 2008 and shown it as advance recoverable from the Trust. The Company has adjusted ₹ 18.22 Crores from leave salary and pension contribution payable to the Trust, against amount recoverable in respect of the SVRS Optees who have expired or attained the age of superannuation till March 31, 2010.

On August 31, 2015, the Division Bench of Delhi High Court dismissed the Appeals filed by the GoNCTD/Pension Trust and directed constituting the Arbitral Tribunal.

DERC has approved the aforesaid retiral pension amount in its Annual Revenue Requirement (ARR) and the same has been charged to statement of profit and loss.

Both GoNCTD and Pension Trust have challenged the dismissal of their respective appeals by filing Special Leave Petitions no CC No. 11594/2016 and 18280/2016 before the Hon'ble Supreme Court of India. Both the SLPs came for hearing before the Hon'ble Supreme Court on January 02, 2017 wherein both the SLPs have been admitted. Thereafter matter was listed with Registrar on various dates, last date being March 12, 2018 when the Registrar has directed the matter to be listed before the Court. These SLPs will now come up for hearing on their turn, as and when listed by the Court.

i) During the F.Y. 2011-12, the Company had received a claim from Reliance Infrastructure Limited for ₹ 242.80 Crores against Sales Tax dues including interest upto March 31, 2019 (Previous Year March 31, 2018 ₹ 231.17 Crores) on purchases made by it from Reliance Infrastructure Limited during the F.Y. 2003-04 against Sales Tax exemption certificates issued under Rule 11 (XII) of the Delhi Sales Tax Rules. The Sales Tax Authorities have disputed the exemption certificates issued by our Company and raised a demand for the Sales Tax along with interest on Reliance Infrastructure Limited, who has appealed against the related assessment order and the matter is subjudice before the Hon'ble High Court of Delhi. The Company is of the view that it is entitled to the Sales Tax exemption under Rule 11 (XII) of the Delhi Sales Tax Rules, 1975 as it had stepped into the shoes of erstwhile DVB, which was entitled to issue the said exemption certificates. The said matter is subjudiced. There is no development in this case during the year.

j) Delhi Electricity Regulatory Commission (DERC) vide its letter dated December 3, 2009 directed all the Discoms to refund the unspent consumer contribution with interest @ 12% per annum from the date of completion of work as per Electrical Inspector's Certificate (EIC). The Licensee, aggrieved by the direction, submitted review Petition before DERC requesting to implement the principle of

**BSES RAJDHANI POWER LIMITED****Notes to Financial Statements for the Year Ended March 31, 2019**

refunding the unspent consumer contribution prospectively as DERC itself has utilised the unspent consumer contribution as a means of finance in its various Tariff Orders.

DERC in its Interim Order dated August 23, 2012 directed the Discoms to refund the unutilised consumer contribution scheme wise from F.Y. 2012-13 onwards to the consumers along with interest from the date of issuance of EIC. However, DERC vide its order dated March 11, 2014 observed that consumer contribution was considered as a means of finance by the Commission for the capital expenditure schemes in various tariff Orders. DERC still maintained its direction to refund the unspent consumer contribution with interest @ 12% per annum from the date of completion of work as per EIC. The Licensee, aggrieved by the Order, submitted an appeal before Appellate Tribunal for Electricity (ATE). The ATE, vide its Judgment dated February 23, 2015 remanded the matter to DERC giving liberty to the Discoms to furnish the accounts showing that the excess amount of consumers contribution has been duly considered in the ARR from F.Y. 2002-03 onwards in reducing the retail supply tariffs. Meanwhile, DERC in its order dated December 23, 2015 directed the Company to provide within the next two months the details of balance of consumer contribution in each case and from which date it has to be refunded. The Company had duly submitted such details to the DERC. DERC vide letter dated January 12, 2017 directed Discoms (without allowing impact in ARR) to refund consumer contribution otherwise face penalty u/s-142 of Electricity Act, 2003. The Company challenged the aforesaid letter of DERC before ATE. In the Judgment pronounced by APTEL on May 15, 2017 it has made it clear that the DERC should take into account the submissions made by the Discoms contending that since the entire amounts received by the Discoms against consumer contributions for capital works upto F.Y. 2006-07 had been considered as 'Means of Finance' by the DERC and therefore, the Commission cannot ask for the unutilised amounts to be refunded to the consumers without recomputing the ARR for those years. The matter has accordingly been remanded back to DERC and the order dated January 12, 2017 issued by the DERC asking the Discoms to make refund of all unutilised amounts within 15 days or face action u/s 142 of the Electricity Act, 2003 has been set aside.

Therefore, pending the final order of DERC, no interest has been provided in the books for deposit received till March 31, 2012. The Company is refunding consumer deposits for deposits received after March 31, 2012 with interest.

- k) North Delhi Municipal Corporation ("NDMC") by a communication dated June 19, 2015 has raised an aggregate demand of ₹ 173 Crores on the Company for the years 2007 to 2015 purportedly on account of the License Fee for installation of transformers in their control area and also towards security equivalent to 3 months license fee at the current rate.

NDMC has also sought to recover way leave charges from all service providers of services like Telecom, Water Supply etc. including the Company, who are using the Land / Property of NDMC whether underground or overhead to lay their cables including other electrical installation. NDMC has asked for payment of usage charges of ₹ 75,162/- per running meter upto 1 mtr. width per annum.

The Company has informed NDMC that the imposition of license fees and way leave charges is misconceived and against the mandate of the transfer scheme. The matter was also raised with the Regulator and the GoNCTD.

DERC vide its letter dated November 16, 2015 has requested Secretary (Power), GoNCTD to take up the matter with NDMC to review the policy as imposition of aforesaid charges (license fee and way leave charges) would cost an additional burden on the power utilities which will result in increase in tariff. The Company has also sent letter to Secretary (Power), GoNCTD on November 18, 2015 followed by reminders on January 07, 2016 and January 15, 2016.

NDMC revised the charges to ₹ 684/- per meter (one time) in August 2016. The matter was brought to the knowledge of DERC and GoNCTD. GoNCTD has taken note of the same and has taken up the matter with NDMC in December 2016 stating that the proposed levy be withdrawn as it shall result in increasing tariff and create unnecessary burden on consumers. In the last co-ordination meeting held on February 03, 2017, it was agreed by NDMC to defer the demand / levy of way charges and allow the Discoms to carry out their work till the matter is sorted out.

- l) Based on the order dated August 10, 2015 of Hon'ble Supreme Court of India, in the case of Bombay Bar Association vs UOI & ORS, the Company had decided not to pay service tax under reverse charge on Lawyer's Fees w.e.f October 2015. Accordingly, the Company had not deposited service tax on Lawyer's Fees under reverse charge for the period October, 2015 to June 30, 2017 amounting to ₹ 3.76 Crores. However, during the current year an audit was conducted by the Service Tax Department during which the auditors had stated that Service Tax was applicable on these expenses under reverse charge and that the Company should deposit tax on the same forthwith. The Company reconsidered its stand on the matter and after detailed discussion with its professional consultant decided to deposit the Service Tax (without interest) on Lawyer's Fees for the period October 2015 to June 2017 amounting to ₹ 3.76 Crores. The amount so paid has been shown as Service Tax & Cenvat Credit recoverable under the head 'Current Assets' in the books of account. Further, w.e.f July 01, 2017 GST has been implemented and Company is paying GST on the above under GST reverse charge mechanism.

- m) **Late Payment Surcharge (LPSC) on Power Purchase Overdue**

Due to financial conditions of the Company, it could not service dues of various Power Generators / Transmission companies on time. Due to delays in payment, these companies are entitled to levy Late Payment Surcharge (LPSC) on the Company. The LPSC is recognized by the Company based on the allocation methodology as per Power Purchase Agreements (PPA), applicable regulations of CERC/DERC and / or reconciliation/ agreed terms with Power Generators / Transmission companies. There are differences in LPSC recognized in the books of account and amount claimed by some of the generators / transmitters as per the reconciliation statements. These differences, amounting to ₹ 568.19 Crores (March 31, 2018 ₹ 336.32 Crores) are primarily on account of interpretation of applicable regulations of CERC/DERC or terms of PPA's where there are no defined payment allocation methodology.

- n) **Claims by/on Maithon Power Limited**

Maithon Power Limited (MPL) had filed a claim against the Company for energy, capacity and other charges for the period April 2011 to March 2012 before CERC on December 30, 2016 for ₹ 109 Crore (out of which ₹ 103.23 Crore has not been booked by the Company). The Company has contested this claim on the ground that the power generation plant was not commissioned on its scheduled time i.e. October 2010, it was delayed for the period of 11 months, power was provided by MPL from alternate sources during the period April 2011 to August 2011, and after commissioning of the plant its power generation was not stable, due to which, the Company stopped considering it for power scheduling, hence no such charges are payable. The Company has also filed a counter claim against MPL for ₹ 212 Crore on September 13, 2017 (amendment application on February 14, 2019) invoking the penalty provisions of the PPA for scheduling power below the contracted minimum. The matter was last heard on April 16, 2019 and the next date of hearing is yet not fixed.

**Notes to Financial Statements for the Year Ended March 31, 2019**

- o) In addition, the Company is subject to legal proceedings and claims, which have arisen in the ordinary course of business. The Company's management does not reasonably expect that these legal actions, when ultimately concluded and determined, will have a material and adverse effect on the Company's results of operations or financial condition.

Based on the interpretations of the provisions of the relevant statutes involved, the Company is of the view that the demands referred above are likely to be deleted or substantially reduced and penalty waived off by appellate authorities at higher levels and accordingly no further provision is required.

**49 Legal Cases by the Company**

The Company has a process of enforcement and booking cases of power theft to reduce AT&C losses and improve operational efficiency parameters. In pursuance of same and powers conferred under The Electricity Act, 2003, Company files cases in various legal forums for the recovery of dues from defaulters. The Company is hopeful of favorable outcome of such cases. However, the amount likely to be realized on settlement of such cases is currently not ascertainable. The Company does not expect any adverse impact on the financial position as a consequence of these legal cases. The Company has taken insurance policy for electrification cases. Any order of the Court directing Company to pay compensation is reimbursable by the Insurance Company.

**50 NTPC and Other Generators Dues**

The Company had received a notice from NTPC Limited on February 01, 2014 for regulation (suspension) of power supply due to delay in power purchase payments. The Company had filed a petition in the Hon'ble Supreme Court praying for keeping the regulation notice in abeyance, giving suitable direction to DERC to provide cost reflective tariff and to give a roadmap for liquidation of the accumulated Regulatory Assets. In the Interim Order dated March 26, 2014 & May 06, 2014 the Hon'ble Supreme Court had directed the Company to pay its current dues (w.e.f. January 01, 2014) by May 31, 2014 failing which the generating / transmission Companies may regulate supply. On July 03, 2014 the court took note that Company paid 100% payment of its current dues. All contentions and disputes were kept open to be considered later. Further, direction was made to pay the recurring amount as per earlier orders dated March 26, 2014 & May 06, 2014. In the meantime, an application has been filed before Hon'ble Supreme Court seeking modification of aforesaid orders so as to allow the Company to pay 70% of the current dues. All arguments were concluded on February 18 & 19, 2015.

Delhi Power Utilities had filed contempt case in January 2015 against Senior Officials of the Company alleging non compliance of the Supreme Court order regarding payment of the dues. No notice has been issued so far, however, on an interim application filed by them praying for payment of outstanding dues, notice was issued in December 2015. Thereafter, the matter was listed on few occasions but was simply adjourned. However, on May 12, 2016, the Court directed the Company to pay 70% of the current dues till further orders. New contempt petitions have been filed by Delhi Power Utilities in November 2016 alleging non compliance of order dated May 12, 2016. No notice has been issued so far. Thereafter, the matter was listed on various dates. In the last hearing on May 02, 2018, the Hon'ble Judge did not pronounce the judgement. Since then, both the Judges have retired. The matter shall be re-heard before another Bench. However, on April 11, 2019 new interim application have been filed by Indraprastha Power Generation Company Limited (IPGCL) and Pragati Power Corporation Limited (PPCL) in pending contempt petitions of 2015 alleging non compliance of Supreme Court order regarding payment of current dues. Applications are yet to be listed.

**51 CAG Audit**

Pursuant to the letter dated January 07, 2014 from Department of Power (GoNCTD), The Comptroller and Auditor General of India (CAG) commenced audit of all the three Electricity Distribution Companies of Delhi w.e.f. January 27, 2014. The Company has filed a writ petition in the Hon'ble High Court praying for staying the said audit, however, the said prayer has been declined by the Court. The Company has filed an appeal before the Division Bench of High Court against the said Order. Both writ petition and appeal have been tagged together along with PIL (Public Interest Litigation) filed by United Resident Welfare Association (URWA) on the same matter. All arguments were concluded on March 04, 2015.

In August / September, 2015, the Company filed interim applications in aforesaid appeals requesting for directions to CAG to not share the draft audit report with any third party and the same cannot be cited or acted upon in any manner whatsoever. CAG counsel submitted that they will take no action on the basis of the same. Further, consolidated draft report of all Discoms was furnished by CAG to BSES Discoms pursuant to direction of the Court.

Another set of applications were filed seeking breakup of alleged loss etc. as stated in draft audit report and stay on Exit Conference. The same were listed on October 01, 2015. The Court did not grant any stay on holding of Exit Conference and stated that the replies be submitted on whatever material is available to BSES Discoms and seek additional details in the Exit Conference and apprise the court on the next date of hearing i.e. October 15, 2015.

On October 15, 2015 the Company apprised the court that 1100 pages have been provided for the first time at the Exit Conference held on October 13, 2015 and time is required to respond for the same. CAG counsel stated that this information has been shared in the past during the audit process and therefore it is not new information. The Court, after hearing the parties, recorded the submission and said that similar matter in the case of Tata Power Delhi Distribution Limited (TPDDL) is coming up on October 30, 2015. These applications along with the matter would be listed along with Writ on October 30, 2015.

The Court has also granted time to the Company till October 30, 2015 to respond to the documents provided at the Exit Conference, if it so desires.

The matter was listed for October 30, 2015 and Hon'ble High Court has pronounced its Judgment wherein Hon'ble High Court has concluded with "directions to set aside all actions taken pursuant to the January 07, 2014 order and all acts undertaken in pursuance thereof are infructuous".

CAG, GoNCTD and URWA have filed appeals in Supreme Court against the Hon'ble High Court judgement and the matter was listed on January 18, 2016 where in notices were issued. BSES Discoms have submitted their replies. Matter was listed on July 25, 2016 and court directed the parties to complete the pleadings. The case was slated to be heard on October 19, 2016 but it did not figure in the cause list, hence, did not get listed on that date. It was heard on December 07, 2016 when parties were given further four weeks to complete the pleadings. Matter was listed on various occasions in Feb / March 2017, last hearing being on March 09, 2017, when Court had reserved its order on the issue whether it would like to hear the matter after the decision in the Constitution Bench matter or refer it to the constitutional bench where matter between GoNCTD powers vis -a- vis LG powers is pending. On July 03, 2017 the

**Notes to Financial Statements for the Year Ended March 31, 2019**

Bench opined that the instant appeals need not be referred to the Constitution Bench and adjudication of the appeals should not await the outcome of the decision of the Constitution Bench. In terms of the signed order, appeals were directed to be listed for hearing on merits. Next date of hearing is not yet fixed.

**52 Operating Segments**

The Company is engaged in the business of distribution and supply of electricity in the specified area in Delhi. Chief Operating Decision Maker (CODM) reviews the business as one operating segment only. Therefore, segmental disclosure as required by Ind AS 108 "Operating Segments" is not applicable.

There is no individual customer contributing more than 10 % of revenue. The company operates in certain areas of Delhi as per licence issued by DERC and hold assets at one geographical area i.e. Delhi. The Company does not derive revenue from foreign countries on account of distribution business. The Company does not hold any non current asset in foreign country

**53 Service Tax / GST on Street Light Maintenance**

The Company raises bills for street light maintenance on the Municipal Corporation of Delhi (MCD) along-with the applicable service tax (till June 30, 2017) and GST thereafter (in line with provisions of notification Nos. 24/2017-CT(R) dated September 21, 2017 and 2/2018-CT(R) dated January 25, 2018. MCD has been splitted into South Delhi Municipal Corporation (SDMC), North Delhi Municipal Corporation (NDMC) & East Delhi Municipal Corporation (EDMC) based on their area of functionality in the different parts of Delhi. However, MCD is not adhering to its statutory obligation to bear the Service Tax/GST and has not been paying the Service Tax/GST component of the bills. Aggrieved by the actions of the MCD, the Company had filed a writ petition before the Delhi High Court on August 24, 2009 seeking directions against MCD for recovery of the service tax dues. The total amount of Service Tax claimed in the writ petition for the period June 16, 2005 to June 30, 2009 was ₹ 6.53 Crores which is still pending adjudication and the total amount of Service Tax/GST recoverable from MCD in this regard has increased to ₹ 26.95 Crores as on March 31, 2019 (March 31, 2018 ₹ 25.78 Crores). The three Municipal Corporations (MCDs) have been impleaded in the Writ Petition. On the hearing in the matter held on April 03, 2018, the Court had directed the MCDs to file their Counter Affidavits within 3 days. NDMC has served its Counter Affidavit to the Writ Petition. SDMC and EDMC have not served any Response/Counter Affidavit to the Writ Petition. The Company has filed Rejoinder to the Counter Affidavit filed by the NDMC. The matter is now directed to be listed before the Hon'ble High Court on July 11, 2019.

**54 Applicability of GST on Distribution Utilities Circular No 34/08/2018**

Recently Govt. of India, Department of Revenue, New Delhi has issued a circular bearing no. 34/8/2018 dated March 01, 2018 clarifying therein that some of the activities carried out by Discoms are chargeable to GST which is contrary to the spirit of law as the transmission and distribution of electricity has all along been a non taxable service. Therefore the Company along with other Discoms have filed a writ petition before the Delhi High Court to stop the operation of this circular and challenged the levy of GST on such services which are necessary adjunct of Distribution of electricity. The revenue department (GST Council) has submitted its reply. Next date of hearing is May 07, 2019. Meanwhile, the Company has decided that till the matter is decided by Hon'ble High Court, it will continue to charge GST in respect of these services and deposit the tax so collected with the authorities under protest.

**55 Pension Trust Surcharge**

As per DERC directives in the Tariff order dated March 28, 2018, a surcharge of 3.80% has been allowed w.e.f April 01, 2018 (Previous year 3.70% w.e.f September 01, 2017) towards recovery of Pension Trust surcharge of erstwhile DVB Employees/Pensioners as recommended by GoNCTD. Accordingly the Company is billing and collecting the same from the consumers for onward payment to the Pension Trust on monthly basis. There was an under recovery of ₹ 60.93 Crores from consumers in FY 17-18 towards Pension Trust Surcharge based on the DERC directives in the Tariff Order dated August 31, 2017 and the same shall be considered by DERC at the time of true up of FY 17-18.

**56 Disclosure under the Micro, Small and Medium Enterprises Development Act, 2006 (MSMED):**

Amount in ₹ Crores

S No	Particulars	2018-19	2017-18
a	the principal amount along with the interest due thereon remaining unpaid to any supplier at the end of each accounting year;	13.40	7.08
b	the amount of interest paid by the buyer in terms of section 16 of the Micro, Small and Medium Enterprises Development Act, 2006 (27 of 2006), along with the amount of the payment made to the suppliers beyond the appointed day during each accounting year;	Nil	Nil
c	the amount of interest due and payable for the period of delay in making payment (which has been paid but beyond the appointed day during the year) but without adding the interest specified under the Micro, Small and Medium Enterprises Development Act, 2006;	Nil	Nil
d	the amount of interest accrued and remaining unpaid at the end of each accounting year; and	Nil	Nil
e	the amount of further interest remaining due and payable even in the succeeding years, until such date when the interest dues above are actually paid to the small enterprise, for the purpose of disallowance of a deductible expenditure under section 23 of the Micro, Small and Medium Enterprises Development Act, 2006	Nil	Nil

**Note-57 :- Disclosure under Ind AS-19 "Employee Benefits"**

The Company has classified various employee benefits as under:

- a) Defined contribution plans
  - i.) Employees Provident fund
  - ii.) Superannuation fund
  - iii.) Pension and Leave Salary Contribution

**Regular Employees i.e. other than from Erstwhile DVB Employees**

The Provident Fund (including Family Pension Contribution) for "regular" employees is deposited with the Regional Provident Fund Commissioner. The Superannuation Fund contribution for "regular" employees is deposited with the Trustees of the "BSES Rajdhani Power Ltd Employees Superannuation Scheme" which is recognised by the Income Tax Authorities. Contribution to National Pension System (NPS) is voluntary for 'regular' employees and the same is deposited with HDFC Standard Life Insurance.

**Erstwhile DVB Employees**

Pension contribution and leave salary contributions are applicable to Erstwhile DVB employees, are paid to the DVB ETBF – 2002 Trust as per FRSR rules.

The Company has recognized the following amounts in the statement of profit and loss for the year. (Refer Note 36)

S No	Particulars	March 31, 2019	March 31, 2018
a	Contribution to Provident Fund	5.69	4.59
b	Contribution to Employee's Superannuation Fund	1.00	0.91
c	Contribution to Pension and Leave Salary	36.45	63.92
	<b>Total</b>	<b>43.14</b>	<b>69.42</b>

**b Defined benefit plans**

- i.) Gratuity
- ii.) Leave encashment

Gratuity is payable to eligible employees as per the Company's policy and amount is paid as per provisions of the Payment of Gratuity Act, 1972. The Company makes contribution to Gratuity Fund (BSES Rajdhani Power Limited Employees Group Gratuity Scheme) which is recognized by Income Tax authorities. The Trust has taken a group policy with ICICI Prudential Life Insurance Company Limited, Bajaj Allianz, SBI Life Insurance, India First Life Insurance, HDFC Standard Life Insurance and Reliance Nippon Life Insurance Company Limited to meets its obligation towards gratuity.

Earned leave and sick leave are payable to eligible employees who have accumulated leaves, during the employment and/or on separation as per the Company's policy.

Liability with respect to the gratuity, leave encashment and sick leave is determined based on an actuarial valuation done by an independent actuary at the year end and any differential between the fund amount and the actuarial valuation is charged to statement of profit and loss.

Actuarial gains and losses comprise experience adjustments and the effects of changes in actuarial assumptions and are recognized immediately in the statement of profit and loss as income or expense.

**Principal Actuarial Assumption as at Balance Sheet date**

S No	Particulars	March 31, 2019	March 31, 2018
a	Discount rate (per annum)	7.49% - 7.66%	7.55% - 7.80%
b	Rate of increase in compensation levels	6.00% - 9.00%	6.00% - 8.00%
c	Expected rate of return on plan asset ( in case of Gratuity)	7.50%	6.00%
d	Retirement age	58-60 years	
e	Mortality table	100% of IALM (2006-08)	
f	Average withdrawal rate	Withdrawal rate	Withdrawal rate
	a) Upto 30 Years	1%	2%
	b) From 31 to 44 Years	1%	1%
	c) Above 44 Years	1%	1%

The discount rate has been assumed at 7.49% to 7.66% p.a. (March 31, 2018 7.55% to 7.80% p.a.) which is determined by reference to market yield at the balance sheet date on government securities for remaining life of employees. The estimates of future salary increases, considered in actuarial valuation, take account of inflation, seniority, promotion and other relevant factors, such as supply and demand in the employment market on long term basis.

**i) Changes in the Present Value of Obligation**

S No	Particulars	Year Ended March 31, 2019		Year Ended March 31, 2018	
		Leave Encashment	Gratuity (Funded)	Leave Encashment	Gratuity (Funded)
a	Present Value of Obligation as at the beginning of the year	55.79	40.05	43.47	17.62
b	Acquisition adjustment	-	1.05	-	0.75
c	Interest cost	4.30	3.13	3.37	1.37
d	Past service cost	-	-	-	12.93
e	Current service cost	5.85	5.13	4.56	3.58
f	Contribution by plan participants	-	-	-	-
g	Curtailement cost/(credit)	-	-	-	-
h	Settlement cost/(credit)	-	-	-	-
i	Benefit paid	(2.85)	(1.38)	(2.34)	(0.87)
j	Actuarial (gains)/loss	12.54	12.73	6.73	4.67
k	Present value of obligation as at the end of the year	75.63	60.71	55.79	40.05
l	Current liability	2.22	2.04	1.83	1.80
m	Non current liability	73.41	58.67	53.96	38.25

**ii) Changes in the Fair value of Plan Assets**

S No	Particulars	Year Ended March 31, 2019		Year Ended March 31, 2018	
		Leave Encashment	Gratuity (Funded)	Leave Encashment	Gratuity (Funded)
a	Present value of plan asset as at the beginning of the year	-	18.38	-	14.00
b	Acquisition adjustment	-	1.05	-	0.75
c	Expected return on plan assets	-	1.44	-	1.09
d	Actuarial gain/(loss)	-	1.37	-	(0.21)
e	Employers contribution	-	21.67	-	3.62
f	Employees contribution	-	-	-	-
g	Benefit paid	-	(1.38)	-	(0.87)
h	Fair value of plan assets as at the end of the year	-	42.53	-	18.38

**iii) Percentage of Each Category of Plan Assets to Total Fair Value of Plan Assets as at the End of the Year**

S No	Particulars	Year Ended March 31, 2019		Year Ended March 31, 2018	
		Leave Encashment	Gratuity (Funded)	Leave Encashment	Gratuity (Funded)
a	Fund managed by insurance company	-	100%	-	100%

**iv) Reconciliation of the Present Value of Defined Benefit Obligation and the Fair Value of Assets**

S No	Particulars	Year Ended March 31, 2019		Year Ended March 31, 2018	
		Leave Encashment	Gratuity (Funded)	Leave Encashment	Gratuity (Funded)
a	Present value of funded obligation as at the end of the year	-	60.71	-	40.05
b	Fair value of plan assets as at the end of the year	-	42.53	-	18.38
c	Funded (asset)/liability recognized in the balance sheet	-	18.18	-	21.67
d	Present value of unfunded obligation as at the end of the year	75.63	-	55.79	-
e	Unfunded net liability recognized in the balance sheet	75.63	-	55.79	-

**v) Expenses recognized in the Statement of Profit and Loss Account**

S No	Particulars	Year Ended March 31, 2019		Year Ended March 31, 2018	
		Leave Encashment	Gratuity (Funded)	Leave Encashment	Gratuity (Funded)
a	Current service cost	5.85	5.13	4.56	3.58
b	Past service cost	-	-	-	12.93
c	Acquisition adjustment	-	-	-	-
d	Interest cost	4.30	3.13	3.37	1.37
e	Expected return on plan assets	-	(1.44)	-	(1.09)
f	Curtailement cost/(credit)	-	-	-	-
g	Settlement cost/(credit)	-	-	-	-
h	Benefit paid	-	-	-	-
i	Net actuarial (gains)/loss	12.54	-	6.73	-
j	Employers contribution	-	-	-	-
k	Total expenses recognized in the statement of profit and loss	22.69	6.82	14.66	16.79

**vi) Other Comprehensive Income (OCI)**

S No	Particulars	Year Ended March 31, 2019	Year Ended March 31, 2018
		Gratuity (Funded)	Gratuity (Funded)
a	Net cumulative unrecognized actuarial gain/(loss) opening	(9.40)	(4.52)
b	Actuarial gain / (loss) for the year on PBO	(12.73)	(4.67)
c	Actuarial gain /(loss) for the year on asset	1.37	(0.21)
d	Unrecognized actuarial gain/(loss) at the end of the year	(20.76)	(9.40)

**vii) Experience Adjustment:**

S No	Particulars	Year Ended March 31, 2019		Year Ended March 31, 2018	
		Leave Encashment	Gratuity (Funded)	Leave Encashment	Gratuity (Funded)
a	On plan liability (gain)/ loss	5.07	12.73	1.40	2.47
b	On plan assets (gain) / loss	-	(1.37)	-	0.21
c	Expected employer contribution for the next year	12.04	6.41	9.22	5.20

**viii) Maturity Profile of Defined Benefit Obligation**

S No	Years	Year Ended March 31, 2019		Year Ended March 31, 2018	
		Leave Encashment	Gratuity (Funded)	Leave Encashment	Gratuity (Funded)
a	0 to 1 Year	1.78	2.04	3.78	1.80
b	1 to 2 Year	0.62	1.06	0.49	0.50
c	2 to 3 Year	0.62	0.45	0.47	0.47
d	3 to 4 Year	0.65	0.94	0.48	0.48
e	4 to 5 Year	0.63	1.81	0.81	0.78
f	5 to 6 Year	1.56	1.01	1.10	1.32
g	6 Year onwards	46.05	53.40	30.73	34.69



ix) Sensitivity Analysis of the Defined Benefit Obligation:-

S No	Particulars	Leave Encashment	Gratuity (Funded)
		2018-19	
	Impact of change in discount rate		
1	Present value of obligation at the end of the year	75.63	60.71
	a) Impact due to increase of 0.50%	(4.16)	(1.99)
	b) Impact due to decrease of 0.50%	4.52	1.80
	Impact of change in salary rate		
2	Present value of obligation at the end of the year	75.63	60.71
	a) Impact due to increase of 0.50%	4.40	1.96
	b) Impact due to decrease of 0.50%	(4.23)	(1.82)

Description of risk exposures:

Valuations are based on certain assumptions, which are dynamic in nature and vary over time. As such company is exposed to various risks as follow-

- Salary increases - Actual salary increase will increase the plan's liability. Increase in salary increase rate assumption in future valuations will also increase the liability.
- Investment Risk – If plan is funded then assets liabilities mismatch & actual investment return on assets lower than the discount rate assumed at the last valuation date can impact the liability.
- Discount Rate – Reduction in discount rate in subsequent valuations can increase the plan's liability.
- Mortality & disability – Actual deaths & disability cases proving lower or higher than assumed in the valuation can impact the liabilities.
- Withdrawals – Actual withdrawals proving higher or lower than assumed withdrawals and change of withdrawal rates at subsequent valuations can impact plan's liability.

**Note-58 :- Category Wise details of Revenue Billed and Revenue Collected during the year 2018-19 and 2017-18 in compliance to Directive 6.10(h) specified in DERC Tariff Order dated March 28, 2018 are given in tables below:**

S. No	Particulars	REVENUE BILLED														Total Collection
		Energy Sales	Fixed Charges	Energy Charges	Other Charges	PPAC	RA Surcharge (Fixed)	RA Surcharge (Energy)	PT Surcharge (Fixed)	PT Surcharge (Energy)	Peak Surcharge	Off Peak Rebate	Subsidy	Electricity Duty	Total Revenue Billed	
	₹ Crs	₹ Crs	₹ Crs	₹ Crs	₹ Crs	₹ Crs	₹ Crs	₹ Crs	₹ Crs	₹ Crs	₹ Crs	₹ Crs	₹ Crs	₹ Crs	₹ Crs	
1	Domestic	7,214.22	1,013.90	3,098.58	(4.66)	97.03	81.18	247.67	38.57	117.58	-	760.20	170.66	4,880.51	3,988.34	
2	Non - Domestic	3,160.97	763.25	2,645.97	(21.48)	77.56	61.43	217.70	29.16	103.25	(29.72)	0.41	145.55	4,046.14	4,127.52	
3	Industrial	529.44	94.12	412.33	(3.29)	11.73	7.59	34.05	3.60	16.20	(6.26)	-	22.99	603.93	612.17	
4	Agriculture & Mushroom Cultivation	19.19	4.55	3.23	0.21	0.18	0.36	0.26	0.17	0.13	-	(0.01)	0.18	9.27	9.40	
5	Public Utilities (Public Lighting & DJB)	371.87	47.28	245.31	(2.85)	6.35	3.76	19.47	1.79	9.32	(2.71)	-	9.32	339.22	338.98	
6	DIAL-Delhi International Airport Limited	203.72	13.45	148.30	(5.85)	3.39	1.19	13.84	0.56	6.56	(3.97)	-	8.10	190.90	191.41	
7	Railway Traction (Other than DMRC)	1.12	0.25	(0.05)	(0.03)	-	0.02	0.05	0.01	0.02	-	-	(0.27)	-	-	
8	DMRC-Delhi Metro Rail Corporation	491.06	17.11	289.98	(13.12)	7.05	1.37	22.64	0.66	10.67	(3.67)	-	1.09	341.85	349.21	
9	Temporary (Reiter Note D)	99.96	21.38	97.88	(0.05)	2.68	1.71	7.78	0.81	3.69	(1.22)	0.13	5.24	141.42	-	
10	Advertisement & Hearings	1.21	0.47	1.06	0.02	0.03	0.04	0.08	0.02	0.04	-	-	0.06	1.82	3.01	
11	Self Consumption	15.92	(0.13)	0.02	0.16	(0.03)	-	(0.08)	-	(0.04)	0.29	-	-	(0.02)	-	
12	Net Metering	7.19	-	3.62	-	-	-	-	-	-	-	-	-	3.62	-	
13	Charging Points for E- Rickshaw / Vehicle	16.34	-	8.99	(0.01)	0.22	-	0.72	-	0.34	-	-	0.50	10.76	10.34	
14	Enforcement	62.05	-	47.43	-	0.45	-	3.45	-	1.05	-	-	1.98	54.36	54.91	
	<b>Sub Total</b>	<b>12,194.26</b>	<b>1,975.63</b>	<b>7,002.65</b>	<b>(50.95)</b>	<b>206.64</b>	<b>158.65</b>	<b>567.63</b>	<b>75.35</b>	<b>268.81</b>	<b>(47.76)</b>	<b>760.73</b>	<b>365.40</b>	<b>10,603.78</b>	<b>9,685.29</b>	
	<b>Add (Deemed Collection):</b>															
	SD Interest														63.54	
	Subsidy (OTSS, Lawyers & GBI)														0.53	
	Subsidy														760.20	
	SD adjustment														101.25	
	Adjustment of recoverable job deposit														34.49	
	Legal claims														-	
	Amount credited to Net Metering consumers														1.30	
	Net Metering sales for units adjusted - Deemed collection.														3.62	
	<b>Grand Total</b>													<b>10,603.78</b>	<b>10,650.23</b>	

**Note:**
**(A) Net Metering Units grossed up in Sales & Collection:**

According to Delhi Electricity Regulatory Commission (Net Metering for renewable energy) Regulations 2014, during any billing cycle, the distribution licensee shall raise an invoice for the net electricity consumption, as per applicable Tariff, only after adjusting/ netting off the units injected by net metering consumers during the month and unadjusted energy credits of the previous billing cycle(s). Therefore, units adjusted at the time of billing during the financial year has been grossed up to arrive at the total sales made through distribution system of the company.

Electricity Duty on the sales amount is already included in the respective category being recoverable from the consumer.

**(B) The collection figure of ₹ 10,650.23 Crores include the following:**

1. ₹ 29.7 Crores collected towards Late Payment Surcharge (normal consumers) and ₹ 364.6 Crores collected towards Electricity Duty.

2. ₹ 717.9 Crores collected towards RA surcharge for recovery of past accumulated deficit. ₹ 339.2 Crores collected towards Pension Trust surcharge.

3. ₹ 54.91 Crores collected by the Company against the bills raised by "Enforcement Department." The amount of ₹ 54.91 Crores includes Late Payment Surcharge of ₹ 0.55 Crores, Electricity Duty of ₹ 1.98 Crores, RA surcharge of ₹ 3.45 Crores and Pension Trust surcharge of ₹ 1.05 Crores.

4. The amount of collections through cheques which were in hand or in clearing as on March 31, 2019 and were credited to bank account of the Company subsequent to March 31, 2019.

**(C) The collection figures mentioned above exclude the following:**

1. Collection made on account of bulk sale of power i.e. trading energy.

2. Collection from consumers on account of non- energy collection.

(D) Collection against temporary connections is included in respective category of consumers.

(E) Total energy billed of 12194.26 MU mentioned above includes 62.05 MU billed against enforcement.

REVENUE BILLED																
(B) Financial Year 2017-18																
S. No	Particulars	Energy Sales	Fixed Charges	Energy Charges	Other Charges	PPAC	RA Surcharge (Fixed)	RA Surcharge (Energy)	PT Surcharge (Fixed)	PT Surcharge (Energy)	Peak Surcharge	Off Peak Rebate	Subsidy	Electricity Duty	Total Revenue Billed	Total Collection
		₹ Crs	₹ Crs	₹ Crs	₹ Crs	₹ Crs	₹ Crs	₹ Crs	₹ Crs	₹ Crs	₹ Crs	₹ Crs	₹ Crs	₹ Crs	₹ Crs	₹ Crs
1	Domestic	6,924.15	275.03	3,703.90	(0.67)	(0.16)	22.02	296.27	6.56	55.96	-	-	723.26	201.01	4,559.92	3,775.14
2	Non - Domestic	3,140.68	361.65	2,794.70	1.20	(0.12)	29.12	230.93	7.57	49.10	58.06	(28.27)	0.13	152.50	3,656.44	3,745.86
3	Industrial	499.75	45.99	411.73	0.92	-	3.68	33.39	0.95	7.34	10.00	(4.32)	-	22.60	532.28	523.96
4	Agriculture	18.92	0.61	5.31	0.02	-	0.05	0.43	0.01	0.11	-	-	-	0.29	6.83	6.58
5	Mushroom Cultivation	0.15	-	0.08	-	-	-	0.01	-	-	-	-	-	-	0.09	0.12
6	Public Lighting	153.47	-	113.80	(0.04)	0.14	-	8.91	-	1.97	-	-	-	1.95	126.73	128.40
7	DJB-Delhi Jal Board	226.18	16.50	182.18	(0.69)	-	1.33	14.48	0.33	3.34	2.87	(3.38)	-	9.82	226.78	229.17
8	DIAL-Delhi International Airport Limited	198.71	8.57	156.79	(4.16)	-	0.72	14.05	0.19	2.94	5.64	(4.40)	-	8.32	188.66	188.71
9	Railway Traction (Other than DMRC)	21.81	2.79	14.98	(0.38)	-	0.22	1.18	0.05	0.30	0.37	(0.25)	-	-	19.26	19.14
10	DMRC-Delhi Metro Rail Corporation	330.80	9.01	205.43	(5.99)	-	0.72	16.25	0.18	3.69	6.00	(2.98)	-	0.59	232.90	231.55
11	Temporary (Refer Note D)	92.45	9.28	100.50	0.37	-	0.74	8.08	0.19	1.81	1.53	(1.06)	0.02	5.47	126.91	-
12	Advertisement & Hoardings	2.11	1.43	2.55	-	-	0.12	0.20	0.03	0.05	-	-	-	0.14	4.52	4.50
13	Self consumption	14.63	(0.08)	(1.16)	0.05	(0.02)	-	(0.07)	-	-	0.13	(0.06)	-	(0.06)	(1.29)	-
14	Net Metering	3.15	-	1.64	-	-	-	-	-	-	-	-	-	-	1.64	-
15	Charging Points for E- Rickshaw / Vehicle	3.19	-	1.72	-	-	-	0.14	-	0.06	-	-	-	0.09	2.01	2.54
16	Enforcement	58.34	-	46.44	-	-	-	3.52	-	0.10	-	-	-	1.93	51.99	51.99
	<b>Sub Total</b>	<b>11,688.49</b>	<b>730.78</b>	<b>7,740.59</b>	<b>(9.37)</b>	<b>(0.16)</b>	<b>58.72</b>	<b>627.77</b>	<b>16.06</b>	<b>126.77</b>	<b>84.60</b>	<b>(44.74)</b>	<b>723.41</b>	<b>404.85</b>	<b>9,735.67</b>	<b>8,907.66</b>
	<b>Aud (Deemed Collection):</b>															
	SD Interest															56.6
	Subsidy (OTSS, Lawyers & GB)															0.1
	Subsidy															723.3
	SD adjustment															98.9
	Adjustment of recoverable job deposit															12.4
	Legal claims															0.0
	Amount credited to Net Metering consumers															0.2
	Net Metering sales for units adjusted - Deemed collection.															1.6
	<b>Grand Total</b>														<b>9,735.67</b>	<b>9,800.84</b>

**Note:**
**(A) Net Metering Units grossed up in Sales & Collection:**

- According to Delhi Electricity Regulatory Commission (Net Metering for renewable energy) Regulations 2014, during any billing cycle, the distribution licensee shall raise an invoice for the net electricity consumption, as per applicable Tariff, only after adjusting/ netting off the units injected by net metering consumers during the month and unadjusted energy credits of the previous billing cycle(s). Therefore, units adjusted at the time of billing during the financial year has been grossed up to arrive at the total sales made through distribution system of the Company.
- Electricity Duty on the sales amount is already included in the respective category being recoverable from the consumer.

**(B) The collection figure of ₹ 9800.84 Crores include the following:**

- ₹ 24.8 Crores collected towards Late Payment Surcharge and ₹ 403.1 Crores collected towards Electricity Duty.
- ₹ 683.5 Crores collected towards RA surcharge for recovery of past accumulated deficit. ₹ 133.2 Crores collected towards Pension Trust surcharge.
- ₹ 51.99 Crores collected by the company against the bills raised by "Enforcement Department." The amount of ₹ 51.99 Crores includes Electricity Duty of ₹ 1.93 Crores and RA surcharge of ₹ 3.52 Crores and Pension Trust surcharge of ₹ 0.10 Crore.
- The amount of collections through Cheques which were in hand or in clearing as on March 31, 2018 and were credited to bank account of the Company subsequent to March 31, 2018.

**(C) The collection figures mentioned above exclude the following:**

- Collection made on account of bulk sale of power i.e. trading energy.
- Collection from consumers on account of non - energy collection.
- Collection against temporary connections is included in respective category of consumers.
- Total energy billed of 11688.49 MU mentioned above includes 58.34 MU billed against enforcement.

**59 Quantitative Information:**

(In Kwh Million Units)

S No	Particulars	2018-19	2017-18
a	Purchase of Energy (Including UI Trading Units and Barter Exchange of Power)	14522 #	13975 #
b	Sale of Energy		
	Retail Sale		
	-Billed Units	12132 ##	11630 ##
	-Unbilled Units (Net) (Refer Table Below)	(23)	(15)
	Bulk Sale excluding Barter Exchange of Power	762 #	337 #

# Provisional data subject to finalisation by SLDC including Net Metering.

## Billed units includes Net Metering and excluding theft units

(In Kwh Million Units)

S No	Particulars	2018-19	2017-18
a	Closing Unbilled Units	379	402
b	Opening Unbilled Units	402	417
	Unbilled Units (Net) for the year	(23)	(15)

Notes 1 to 59 form an integral part of the Financial Statements

**For and on behalf of the Board of Directors**

As per our report of even date	Sd/- <b>Lalit Jalan</b> Chairman (DIN 00270338)	Sd/- <b>Virendra Singh Verma</b> Director (DIN 07843461)	Sd/- <b>Suresh M Rangachar</b> Director (DIN 00020887)
For Haribhakti & Co. LLP ICAI Firm Registration No. 103523W / W100048 Chartered Accountants	Sd/- <b>Amal Sinha</b> CEO	Sd/- <b>Anjani K Sharma</b> Director (DIN 01180722)	Sd/- <b>Ajit K Ranade</b> Director (DIN 00918651)
Sd/- Raj Kumar Agarwal Partner (M. No. 074715)	Sd/- <b>Amarjeet Singh</b> CFO (FCA - 094254)	Sd/- <b>Pankaj Tandon</b> Company Secretary (FCS- 7248)	

Place : New Delhi  
Date : April 30, 2019



Form No. MGT-11

**PROXY FORM**

**[Pursuant to Section 105(6) of the Companies Act, 2013 and Rule 19(3) of the Companies (Management and Administration) Rules, 2014]**

CIN : U40109DL2001PLC111527  
Name of the company : BSES Rajdhani Power Limited  
Registered office : BSES Bhawan, Nehru Place, New Delhi - 110019

Name of the member (s):  
Registered address:  
E-mail Id:  
Folio No/ Client Id:  
DP ID:

I/We, being the member (s) of ..... Share(s) of the above named company, hereby appoint

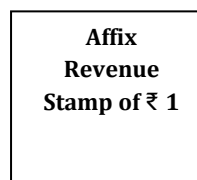
1. Name : .....  
Address : .....  
E-mail Id : .....  
  
Signature : ..... or failing him
2. Name : .....  
Address : .....  
E-mail Id : .....  
  
Signature : ..... or failing him
3. Name : .....  
Address : .....  
E-mail Id : .....  
  
Signature : .....

as my/our proxy to attend and vote (on a poll) for me/us on my/our behalf at the 18<sup>th</sup> Annual General Meeting of the Company, to be held on Monday, 26<sup>th</sup> day of August, 2019 at 12:30 P.M. at Conference Hall, 2<sup>nd</sup> Floor, BSES Bhawan, Nehru Place, New Delhi-110019 and at any adjournment thereof in respect of such resolutions as are indicated below:

- | <b>S. No.</b> | <b>Resolution</b>   |
|---------------|---|
| 18.1          | To receive, consider and adopt the Audited Statement of Profit and Loss for the financial year ended March 31, 2019 and the Balance Sheet as on that date and reports of the Board of Directors and Auditors thereon. |
| 18.2          | To appoint a Director in place of Shri Virendra Singh Verma (DIN:07843461), who retires by rotation at this Annual General Meeting and being eligible, offers himself for re-appointment.                             |
| 18.3          | To ratify the remuneration payable to M/s Jitender, Navneet & Co., Cost Auditors of the company for the Financial year 2019-20.   |
| 18.4          | To appoint Shri Surinder Singh Kohli as an Independent Director of the company.   |
| 18.5          | To appoint Shri Suresh Madihally Rangachar as a Director of the Company.  |
| 18.6          | To appoint Shri Punit Narendra Garg as a Director of the Company.   |

Signed this..... day of..... 2019.

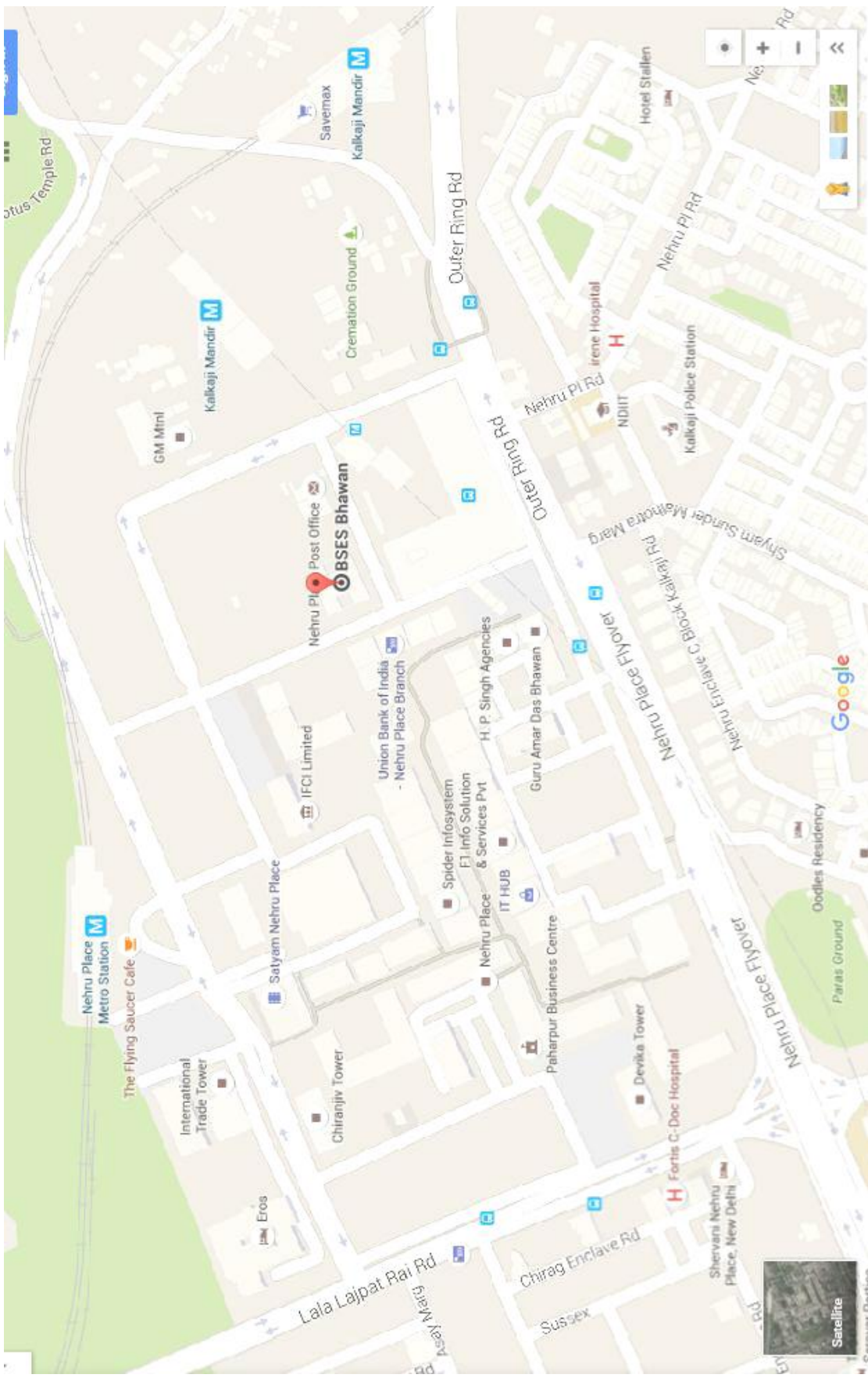
.....  
Signature of shareholder



.....  
Signature of Proxy holder(s)

**Note: This form of proxy in order to be effective should be duly completed and deposited at the Registered Office of the Company, not less than 48 hours before the commencement of the Meeting.**

**ROUTE MAP TO REACH THE VENUE OF THE 18<sup>TH</sup> ANNUAL GENERAL MEETING**







**REGISTERED OFFICE:  
BSES RAJDHANI POWER LIMITED**

BSES Bhawan, Nehru Place,  
New Delhi – 110019, India

CIN: U40109DL2001PLC111527

Tel: +91-11-39997192, Fax: +91-11-39997888

[www.bsedelhi.com](http://www.bsedelhi.com)